



[Print Summary](#)

[Print All](#)

| PPS Information | |
|-----------------|---|
| Quarter | DY1, Q3 October 1, 2015 - December 31, 2015 |
| PPS | Adirondack Health Institute, Inc. |
| PPS Number | 23 |

| Achievement Value (AV) Scorecard Summary | | | | | | | | |
|--|---------------|---------------|---------------|-----------------|--|----------------|------------------------|----------------------|
| Project Link (click on the purple link below to access each individual project report) | AV Data | | | | Payment Data | | | |
| | AVs Available | AVs Awarded | AV Adjustment | Net AVs Awarded | Payment Available | Payment Earned | High Performance Funds | Total Payment Earned |
| Domain I - Organizational (All Projects) | 5.00 | 5.00 | 0.00 | 5.00 | <i>Organizational funds are embedded within each project's payment</i> | | | |
| 2.a.i | 20.00 | 20.00 | 0.00 | 20.00 | \$ 405,724 | \$ 405,724 | \$ - | \$ 405,724 |
| 2.a.ii | 20.00 | 20.00 | 0.00 | 20.00 | \$ 273,483 | \$ 273,483 | \$ - | \$ 273,483 |
| 2.a.iv | 20.00 | 20.00 | 0.00 | 20.00 | \$ 382,923 | \$ 382,923 | \$ - | \$ 382,923 |
| 2.b.viii | 20.00 | 20.00 | 0.00 | 20.00 | \$ 307,144 | \$ 307,144 | \$ - | \$ 307,144 |
| 2.d.i | 9.00 | 9.00 | 0.00 | 9.00 | \$ 276,907 | \$ 276,907 | \$ - | \$ 276,907 |
| 3.a.i | 15.00 | 15.00 | 0.00 | 15.00 | \$ 264,901 | \$ 264,901 | \$ - | \$ 264,901 |
| 3.a.ii | 15.00 | 15.00 | 0.00 | 15.00 | \$ 248,680 | \$ 248,680 | \$ - | \$ 248,680 |
| 3.a.iv | 15.00 | 15.00 | 0.00 | 15.00 | \$ 240,223 | \$ 240,223 | \$ - | \$ 240,223 |
| 3.g.i | 10.00 | 10.00 | 0.00 | 10.00 | \$ - | \$ - | \$ - | \$ - |
| 4.a.iii | 16.00 | 16.00 | 0.00 | 16.00 | \$ - | \$ - | \$ - | \$ - |
| 4.b.ii | 21.00 | 21.00 | 0.00 | 21.00 | \$ - | \$ - | \$ - | \$ - |
| AV Adjustments (Column F) | | | | | | | | |
| Total | 181.00 | 181.00 | 0.00 | 181.00 | \$ - | \$ - | \$ - | \$ - |



Save & Return

Print

Achievement Value (AV) Scorecard DY1, Q3 October 1, 2015 - December 31, 2015
Adirondack Health Institute, Inc. - Domain 1 Organizational AVs

| Domain I Organizational Scoresheet | | | | | | |
|--|-----------------|---------------|-------------|-------------|-------------|-------------|
| Domain I Organizational | Review Status | AVs Available | AVs Awarded | Adjustments | Net AVs | AV |
| Workforce Strategy | Complete | 1.00 | 1.00 | 0.00 | 1.00 | 100% |
| Section 01 - Budget | Complete | 1.00 | 1.00 | 0.00 | 1.00 | 100% |
| Section 02 - Governance | Complete | 1.00 | 1.00 | 0.00 | 1.00 | 100% |
| Section 03 - Financial Sustainability | Complete | 1.00 | 1.00 | 0.00 | 1.00 | 100% |
| Section 04 - Cultural Competency & Health Literacy | Complete | 1.00 | 1.00 | 0.00 | 1.00 | 100% |
| Section 05 - IT Systems and Processes | Complete | N/A | N/A | N/A | N/A | N/A |
| Section 06 - Performance Reporting | Complete | N/A | N/A | N/A | N/A | N/A |
| Section 07 - Practitioner Engagement | Complete | N/A | N/A | N/A | N/A | N/A |
| Section 08 - Population Health Management | Complete | N/A | N/A | N/A | N/A | N/A |
| Section 09 - Clinical Integration | Complete | N/A | N/A | N/A | N/A | N/A |
| Section 10 - General Project Reporting | Complete | N/A | N/A | N/A | N/A | N/A |
| Total | Complete | 5.00 | 5.00 | 0.00 | 5.00 | 100% |

Net Organizational AVs Awarded: 5 out of 5

Hide Reviewer Comments

| Workforce Strategy | | | | | | | |
|--------------------|------------|-----------|-------------------|--------------------|------------------|-----------------|------------|
| Process Measure | AV Driving | Milestone | Required Due Date | Committed Due Date | Milestone Status | Reviewer Status | AV Awarded |
| | | | | | | | |
| | | | | | | | |
| | | | | | | | |



Save & Return

Print

*Achievement Value (AV) Scorecard DY1, Q3 October 1, 2015 - December 31, 2015
Adirondack Health Institute, Inc. - Domain 1 Organizational AVs*

| | | | | | | | |
|---|--|---|-----|-----|------------|----------------|---|
| | | | | | | | |
| Additional Workforce Strategy Budget Updates (non AV-driving) | | 1. Define target workforce state (in line with DSRIP program's goals) | N/A | N/A | In Process | Pass & Ongoing | 1 |
| | | 2. Create a workforce transition roadmap for achieving defined target workforce | N/A | N/A | In Process | Pass & Ongoing | |
| | | 3. Perform detailed gap analysis between current state assessment of workforce and projected future state | N/A | N/A | In Process | Pass & Ongoing | |
| | | 4. Produce a compensation and benefit analysis, covering impacts on both retrained and redeployed staff, as well as new hires, particularly focusing on full and partial placements | N/A | N/A | In Process | Pass & Ongoing | |
| | | 5. Develop training strategy | N/A | N/A | In Process | Pass & Ongoing | |
| | | Major Risks to Implementation & Risk Mitigation Strategies | N/A | N/A | In Process | Pass & Ongoing | |
| | | Major Dependencies on Organizational Workstreams | N/A | N/A | In Process | Pass & Ongoing | |



Save & Return

Print

*Achievement Value (AV) Scorecard DY1, Q3 October 1, 2015 - December 31, 2015
Adirondack Health Institute, Inc. - Domain 1 Organizational AVs*

| | | | | | | | |
|---|--|----------------------------|-----|-----|------------|----------------|----------|
| Additional Workforce Strategy Topic Areas | | Roles and Responsibilities | N/A | N/A | In Process | Pass & Ongoing | N/A |
| | | Key Stakeholders | N/A | N/A | In Process | Pass & Ongoing | |
| | | IT Expectations | N/A | N/A | In Process | Pass & Ongoing | |
| | | Progress Reporting | N/A | N/A | In Process | Pass & Ongoing | |
| Total | | | | | | | 1 |

| Section 01 - Budget | | | | | | | |
|------------------------------------|------------|--|-------------------|--------------------|------------------|-----------------|------------|
| Process Measure | AV Driving | Milestone | Required Due Date | Committed Due Date | Milestone Status | Reviewer Status | AV Awarded |
| Quarterly Project Reports, Project | | Module 1.1 - PPS Budget Report (Baseline) | Ongoing | N/A | Completed | Pass & Complete | 1 |
| | | Module 1.2 - PPS Budget Report (Quarterly) | Ongoing | N/A | In Process | Pass & Ongoing | |
| | | Module 1.3 - PPS Flow of Funds (Baseline) | Ongoing | N/A | Completed | Pass & Complete | |



Save & Return

Print

Achievement Value (AV) Scorecard DY1, Q3 October 1, 2015 - December 31, 2015
Adirondack Health Institute, Inc. - Domain 1 Organizational AVs

| | | | | | | | |
|--------------------------|--|--|---------|-----|------------|----------------|----------|
| Budget and Flow of Funds | | | | | | | |
| | | Module 1.4 - PPS Flow of Funds (Quarterly) | Ongoing | N/A | In Process | Pass & Ongoing | |
| | | Quarterly Progress Reports | N/A | N/A | In Process | Pass & Ongoing | |
| Total | | | | | | | 1 |

| Section 02 - Governance | | | | | | | |
|------------------------------|------------|--|-------------------|--------------------|------------------|-----------------|------------|
| Process Measure | AV Driving | Milestone | Required Due Date | Committed Due Date | Milestone Status | Reviewer Status | AV Awarded |
| Governance Structure Updates | | 1. Finalize governance structure and sub-committee structure | 9/30/2015 | 9/30/2015 | Completed | Pass & Complete | 1 |
| | | 2. Establish a clinical governance structure, including clinical quality committees for each DSRIP project | 12/31/2015 | 12/31/2015 | Completed | Pass & Complete | |
| | | 3. Finalize bylaws and policies or Committee Guidelines where applicable | 9/30/2015 | 9/30/2015 | Completed | Pass & Complete | |
| Governance Process Update | | 4. Establish governance structure reporting and monitoring processes | 12/31/2015 | 12/31/2015 | Completed | Pass & Complete | |



Save & Return

Print

*Achievement Value (AV) Scorecard DY1, Q3 October 1, 2015 - December 31, 2015
Adirondack Health Institute, Inc. - Domain 1 Organizational AVs*

| | | | | | | | | |
|---|--|--|-----|------------|------------|-----------------|-----|--|
| Additional Governance Milestones (non AV-driving) | | 5. Finalize community engagement plan, including communications with the public and non-provider organizations (e.g. schools, churches, homeless services, | N/A | 9/30/2015 | Completed | Pass & Complete | N/A | |
| | | | | | | | | |
| | | 6. Finalize partnership agreements or contracts with CBOs | N/A | 12/31/2015 | In Process | Pass & Ongoing | | |
| | | | | | | | | |
| | | 7. Finalize agency coordination plan aimed at engaging appropriate public sector agencies at state and local levels (e.g. local departments of health and | N/A | 9/30/2016 | In Process | Pass & Ongoing | | |
| | | | | | | | | |
| | | 8. Finalize workforce communication and engagement plan | N/A | 3/31/2016 | In Process | Pass & Ongoing | | |
| | | | | | | | | |
| | | 9. Inclusion of CBOs in PPS Implementation | N/A | 12/31/2015 | Completed | Pass & Complete | | |
| | | | | | | | | |
| | | Major Risks to Implementation & Risk Mitigation Strategies | N/A | N/A | In Process | Pass & Ongoing | | |
| | | | | | | | | |
| | | Major Dependencies on Organizational Workstreams | N/A | N/A | In Process | Pass & Ongoing | | |
| | | | | | | | | |
| | | Roles and Responsibilities | N/A | N/A | In Process | Pass & Ongoing | | |



Save & Return

Print

Achievement Value (AV) Scorecard DY1, Q3 October 1, 2015 - December 31, 2015
Adirondack Health Institute, Inc. - Domain 1 Organizational AVs

| | | | | | | | |
|-----------------------------------|--|--------------------|-----|-----|------------|----------------|----------|
| Additional Governance Topic Areas | | | | | | | N/A |
| | | Key Stakeholders | N/A | N/A | In Process | Pass & Ongoing | |
| | | | | | | | |
| | | IT Expectations | N/A | N/A | In Process | Pass & Ongoing | |
| | | | | | | | |
| | | Progress Reporting | N/A | N/A | In Process | Pass & Ongoing | |
| Total | | | | | | | 1 |

| Section 03 - Financial Sustainability | | | | | | | |
|---------------------------------------|------------|---|-------------------|--------------------|------------------|-----------------|------------|
| Process Measure | AV Driving | Milestone | Required Due Date | Committed Due Date | Milestone Status | Reviewer Status | AV Awarded |
| Financial Stability Update | | 1. Finalize PPS finance structure, including reporting structure | 12/31/2015 | 12/31/2015 | Completed | Pass & Complete | 1 |
| | | 2. Perform network financial health current state assessment and develop financial sustainability strategy to address key issues. | 3/31/2016 | 3/31/2016 | In Process | Pass & Ongoing | |
| | | 3. Finalize Compliance Plan consistent with New York State Social Services Law 363-d | 12/31/2015 | 12/31/2015 | Completed | Pass & Complete | |



Save & Return

Print

*Achievement Value (AV) Scorecard DY1, Q3 October 1, 2015 - December 31, 2015
Adirondack Health Institute, Inc. - Domain 1 Organizational AVs*

| | | | | | | | | |
|---|--|--|------------|------------|-------------|----------------|--|-----|
| | | | | | | | | |
| PPS Transition to Value Based Payment System | | 4. Develop detailed baseline assessment of revenue linked to value-based payment, preferred compensation modalities for different provider-types | 3/31/2016 | 3/31/2016 | In Process | Pass & Ongoing | | |
| | | 5. Finalize a plan towards achieving 90% value-based payments across network by year 5 of the waiver at the latest | 12/31/2016 | 12/31/2016 | Not Started | Pass & Ongoing | | |
| Additional PPS Transition to Value Based Payment System | | 6. Put in place Level 1 VBP arrangement for PCMH/APC care and one other care bundle or subpopulation | TBD | N/A | N/A | N/A | | |
| | | 7. Contract 50% of care-costs through Level 1 VBPs, and ≥ 30% of these costs through Level 2 VBPs or higher | TBD | N/A | N/A | N/A | | N/A |
| | | 8. ≥90% of total MCO-PPS payments (in terms of total dollars) captured in at least Level 1 VBPs, and ≥ 70% of total costs | TBD | N/A | N/A | N/A | | N/A |
| | | Major Risks to Implementation & Risk Mitigation Strategies | N/A | N/A | In Process | Pass & Ongoing | | |
| | | Major Dependencies on Organizational Workstreams | N/A | N/A | In Process | Pass & Ongoing | | |



Save & Return

Print

*Achievement Value (AV) Scorecard DY1, Q3 October 1, 2015 - December 31, 2015
Adirondack Health Institute, Inc. - Domain 1 Organizational AVs*

| | | | | | | | |
|--|--------------------|----------------------------|-----|------------|----------------|----------------|-----|
| Additional Financial Stability Topic Areas | | | | | | | N/A |
| | | Roles and Responsibilities | N/A | N/A | In Process | Pass & Ongoing | |
| | | | | | | | |
| | | Key Stakeholders | N/A | N/A | In Process | Pass & Ongoing | |
| | | | | | | | |
| | | IT Expectations | N/A | N/A | In Process | Pass & Ongoing | |
| | | | | | | | |
| | Progress Reporting | N/A | N/A | In Process | Pass & Ongoing | | |
| | | | | | | | |
| Total | | | | | | 1 | |

| Section 04 - Cultural Competency & Health Literacy | | | | | | | |
|--|------------|--|-------------------|--------------------|------------------|-----------------|------------|
| Process Measure | AV Driving | Milestone | Required Due Date | Committed Due Date | Milestone Status | Reviewer Status | AV Awarded |
| Cultural Competency /Health Literacy | | 1. Finalize cultural competency / health literacy strategy. | 12/31/2015 | 12/31/2015 | Completed | Pass & Complete | 1 |
| | | 2. Develop a training strategy focused on addressing the drivers of health disparities (beyond the availability of language-appropriate material). | 6/30/2016 | 6/30/2016 | Not Started | Pass & Ongoing | |



Save & Return

Print

*Achievement Value (AV) Scorecard DY1, Q3 October 1, 2015 - December 31, 2015
Adirondack Health Institute, Inc. - Domain 1 Organizational AVs*

| | | | | | | | |
|---|--|--|-----|-----|------------|----------------|----------|
| Additional Cultural Competency /Health Literacy Topic Areas | | Major Risks to Implementation & Risk Mitigation Strategies | N/A | N/A | In Process | Pass & Ongoing | N/A |
| | | Major Dependencies on Organizational Workstreams | N/A | N/A | In Process | Pass & Ongoing | |
| | | Roles and Responsibilities | N/A | N/A | In Process | Pass & Ongoing | |
| | | Key Stakeholders | N/A | N/A | In Process | Pass & Ongoing | |
| | | IT Expectations | N/A | N/A | In Process | Pass & Ongoing | |
| | | Progress Reporting | N/A | N/A | In Process | Pass & Ongoing | |
| Total | | | | | | | 1 |

| Section 05 - IT Systems and Processes | | | | | | | |
|---------------------------------------|------------|-----------|-------------------|--------------------|------------------|-----------------|------------|
| Process Measure | AV Driving | Milestone | Required Due Date | Committed Due Date | Milestone Status | Reviewer Status | AV Awarded |



Save & Return

Print

*Achievement Value (AV) Scorecard DY1, Q3 October 1, 2015 - December 31, 2015
Adirondack Health Institute, Inc. - Domain 1 Organizational AVs*

| | | | | | | | |
|---------------------------|--|--|-----|-----------|------------|----------------|-----|
| IT Systems and Processes | | 1. Perform current state assessment of IT capabilities across network, identifying any critical gaps, including readiness for data sharing and the implementation of interoperable IT platform(s). | N/A | 3/31/2016 | In Process | Pass & Ongoing | N/A |
| | | 2. Develop an IT Change Management Strategy. | N/A | 3/31/2016 | In Process | Pass & Ongoing | |
| | | 3. Develop roadmap to achieving clinical data sharing and interoperable systems across PPS network | N/A | 6/30/2016 | In Process | Pass & Ongoing | |
| | | 4. Develop a specific plan for engaging attributed members in Qualifying Entities | N/A | 6/30/2016 | In Process | Pass & Ongoing | |
| | | 5. Develop a data security and confidentiality plan. | N/A | 6/30/2016 | In Process | Pass & Ongoing | |
| Additional IT Systems and | | Major Risks to Implementation & Risk Mitigation Strategies | N/A | N/A | In Process | Pass & Ongoing | N/A |
| | | Major Dependencies on Organizational Workstreams | N/A | N/A | In Process | Pass & Ongoing | |
| | | Roles and Responsibilities | N/A | N/A | In Process | Pass & Ongoing | |



Save & Return

Print

Achievement Value (AV) Scorecard DY1, Q3 October 1, 2015 - December 31, 2015
Adirondack Health Institute, Inc. - Domain 1 Organizational AVs

| | | | | | | | |
|--------------------------|--|--------------------|-----|-----|------------|----------------|----------|
| Processes Topic Areas | | | | | | | N/A |
| | | Key Stakeholders | N/A | N/A | In Process | Pass & Ongoing | |
| | | | | | | | |
| | | Progress Reporting | N/A | N/A | In Process | Pass & Ongoing | |
| | | | | | | | |
| Total | | | | | | | 0 |

| Section 06 - Performance Reporting | | | | | | | |
|------------------------------------|------------|--|-------------------|--------------------|------------------|-----------------|------------|
| Process Measure | AV Driving | Milestone | Required Due Date | Committed Due Date | Milestone Status | Reviewer Status | AV Awarded |
| Performance Reporting | | 1. Establish reporting structure for PPS-wide performance reporting and communication. | N/A | 3/31/2016 | In Process | Pass & Ongoing | N/A |
| | | 2. Develop training program for organizations and individuals throughout the network, focused on clinical quality and performance reporting. | N/A | 3/31/2016 | In Process | Pass & Ongoing | N/A |
| | | Major Risks to Implementation & Risk Mitigation Strategies | N/A | N/A | In Process | Pass & Ongoing | |
| | | Major Dependencies on Organizational Workstreams | N/A | N/A | In Process | Pass & Ongoing | |



Save & Return

Print

Achievement Value (AV) Scorecard DY1, Q3 October 1, 2015 - December 31, 2015
Adirondack Health Institute, Inc. - Domain 1 Organizational AVs

| | | | | | | | |
|--|--|----------------------------|-----|-----|------------|----------------|-----|
| Additional Performance Reporting Topic Areas | | | | | | | N/A |
| | | Roles and Responsibilities | N/A | N/A | In Process | Pass & Ongoing | |
| | | | | | | | |
| | | Key Stakeholders | N/A | N/A | In Process | Pass & Ongoing | |
| | | | | | | | |
| | | IT Expectations | N/A | N/A | In Process | Pass & Ongoing | |
| | | | | | | | |
| | | Progress Reporting | N/A | N/A | In Process | Pass & Ongoing | |
| | | | | | | | |
| Total | | | | | | 0 | |

| Section 07 - Practitioner Engagement | | | | | | | |
|--------------------------------------|------------|--|-------------------|--------------------|------------------|-----------------|------------|
| Process Measure | AV Driving | Milestone | Required Due Date | Committed Due Date | Milestone Status | Reviewer Status | AV Awarded |
| Practitioner Engagement | | 1. Develop Practitioners communication and engagement plan. | N/A | 3/31/2016 | In Process | Pass & Ongoing | N/A |
| | | 2. Develop training / education plan targeting practioners and other professional groups, designed to educate them about the DSRIP program and your PPS-specific quality improvement agenda. | N/A | 6/30/2016 | In Process | Pass & Ongoing | |



Save & Return

Print

Achievement Value (AV) Scorecard DY1, Q3 October 1, 2015 - December 31, 2015
Adirondack Health Institute, Inc. - Domain 1 Organizational AVs

| | | | | | | | | |
|--|--------------------|--|-----|------------|----------------|----------------|----------|--|
| | | | | | | | | |
| Additional Practitioner Engagement Topic Areas | | Major Risks to Implementation & Risk Mitigation Strategies | N/A | N/A | In Process | Pass & Ongoing | N/A | |
| | | | | | | | | |
| | | Major Dependencies on Organizational Workstreams | N/A | N/A | In Process | Pass & Ongoing | | |
| | | | | | | | | |
| | | Roles and Responsibilities | N/A | N/A | In Process | Pass & Ongoing | | |
| | | | | | | | | |
| | | Key Stakeholders | N/A | N/A | In Process | Pass & Ongoing | | |
| | | | | | | | | |
| | IT Expectations | N/A | N/A | In Process | Pass & Ongoing | N/A | | |
| | | | | | | | | |
| | Progress Reporting | N/A | N/A | In Process | Pass & Ongoing | N/A | | |
| | | | | | | | | |
| Total | | | | | | | 0 | |

| Section 08 - Population Health Management | | | | | | | |
|---|------------|--|-------------------|--------------------|------------------|-----------------|------------|
| Process Measure | AV Driving | Milestone | Required Due Date | Committed Due Date | Milestone Status | Reviewer Status | AV Awarded |
| | | 1. Develop population health management roadmap. | N/A | 6/30/2016 | In Process | Pass & Ongoing | N/A |



Save & Return

Print

Achievement Value (AV) Scorecard DY1, Q3 October 1, 2015 - December 31, 2015
Adirondack Health Institute, Inc. - Domain 1 Organizational AVs

| | | | | | | | |
|--|--------------|--|-----|-----------|------------|----------------|-----|
| Population Health | | | | | | | N/A |
| | | 2. Finalize PPS-wide bed reduction plan. | N/A | 3/31/2017 | In Process | Pass & Ongoing | N/A |
| Additional Population Health Topic Areas | | Major Risks to Implementation & Risk Mitigation Strategies | N/A | N/A | In Process | Pass & Ongoing | N/A |
| | | Major Dependencies on Organizational Workstreams | N/A | N/A | In Process | Pass & Ongoing | |
| | | Roles and Responsibilities | N/A | N/A | In Process | Pass & Ongoing | |
| | | Key Stakeholders | N/A | N/A | In Process | Pass & Ongoing | |
| | | IT Expectations | N/A | N/A | In Process | Pass & Ongoing | |
| | | Progress Reporting | N/A | N/A | In Process | Pass & Ongoing | |
| | Total | | | | | | |

Section 09 - Clinical Integration



Save & Return

Print

Achievement Value (AV) Scorecard DY1, Q3 October 1, 2015 - December 31, 2015
Adirondack Health Institute, Inc. - Domain 1 Organizational AVs

| Process Measure | AV Driving | Milestone | Required Due Date | Committed Due Date | Milestone Status | Reviewer Status | AV Awarded |
|---|------------|--|-------------------|--------------------|------------------|-----------------|------------|
| Clinical Integration | | 1. Perform a clinical integration 'needs assessment'. | N/A | 3/31/2016 | In Process | Pass & Ongoing | N/A |
| | | 2. Develop a Clinical Integration strategy. | N/A | 3/31/2016 | In Process | Pass & Ongoing | N/A |
| Additional Clinical Integration Topic Areas | | Major Risks to Implementation & Risk Mitigation Strategies | N/A | N/A | In Process | Pass & Ongoing | N/A |
| | | Major Dependencies on Organizational Workstreams | N/A | N/A | In Process | Pass & Ongoing | |
| | | Roles and Responsibilities | N/A | N/A | In Process | Pass & Ongoing | |
| | | Key Stakeholders | N/A | N/A | In Process | Pass & Ongoing | |
| | | IT Expectations | N/A | N/A | In Process | Pass & Ongoing | |
| | | Progress Reporting | N/A | N/A | In Process | Pass & Ongoing | |



Department
of Health

Medicaid
Redesign Team

New York State Department of Health
Delivery System Reform Incentive Payment (DSRIP) Program

Save & Return

Print

*Achievement Value (AV) Scorecard DY1, Q3 October 1, 2015 - December 31, 2015
Adirondack Health Institute, Inc. - Domain 1 Organizational AVs*

| | |
|--------------|----------|
| Total | 0 |
|--------------|----------|

Achievement Value (AV) Scorecard DY1, Q3 October 1, 2015 - December 31, 2015
Adirondack Health Institute, Inc. - Project 2.a.i

Save & Return

Print



| Project Snapshot | |
|-----------------------|--|
| Project Domain | System Transformation Projects (Domain 2) |
| Project ID | 2.a.i |
| Project Title | Create an Integrated Delivery System focused on Evidence Based Medicine and Population Health Management |

| Payment Snapshot | |
|---|-----------------|
| Payment Available (DY1) | \$ 4,057,235.07 |
| DY1 Initial Payment | \$ 2,434,341.04 |
| DY1 Q2 Payment Earned | \$ 811,447.01 |
| DY1 Payment Not Earned to Date | \$ 0.00 |
| DY1 Funding Remaining | \$ 811,447.01 |
| Funding Available for Distribution DY1Q3 | \$ - |

| 2.a.i Scoresheet | | | | | | | | | |
|--------------------------|------------------------------------|-----------------|---------------|-----------------|---------------|------------------------|----------------------------|------------------------|-------------------------|
| Domain | Component | Review Status | AVs Available | Net AVs Awarded | Percentage AV | Domain Funding % (DY1) | Domain Funding % (DY1, Q3) | Payment Available (\$) | Net Payment Earned (\$) |
| Domain 1 | Domain 1 Organizational | Complete | 5.00 | 5.00 | 100% | 80% | 0% | - | - |
| | Project Implementation Speed | N/A | 0.00 | 0.00 | 0% | | | | |
| | Patient Engagement Speed | N/A | 0.00 | 0.00 | 0% | | | | |
| Domain 1 Subtotal | | | 5.00 | 5.00 | 100% | 80% | 0% | - | - |
| Domain 2 | Domain 2 Pay for Reporting (P4R) | Complete | 15.00 | 15.00 | 100% | 20% | 0% | - | - |
| | Domain 2 Pay for Performance (P4P) | N/A | N/A | N/A | N/A | 0% | 0% | - | - |
| Domain 2 Subtotal | | | 15.00 | 15.00 | 100% | 20% | 0% | - | - |
| Total | | Complete | 20.00 | 20.00 | 100% | 100% | 0% | - | - |

Total Project 2.a.i AVs Awarded: 20 out of 20

Hide Reviewer Comments

| Domain 1 Project Milestones - Project 2.a.i | | | | | | |
|---|--|-------------------|--------------------|------------------|-----------------|-------------|
| AV Driving | Project Requirement and Metric/Deliverable | Required Due Date | Committed Due Date | Milestone Status | Reviewer Status | AVs Awarded |
|  | Module 1 - Major risks to implementation and mitigation strategies | Ongoing | N/A | In Process | Pass & Ongoing | N/A |
|  | | | | | | |
| Total | | | | | | 0.00 |

Domain 1 Project Prescribed Milestones - Project 2.a.i



Achievement Value (AV) Scorecard DY1, Q3 October 1, 2015 - December 31, 2015 Adirondack Health Institute, Inc. - Project 2.a.i

Save & Return

Print

| AV Driving | Project Requirement and Metric/Deliverable | Required Due Date | Committed Due Date | Milestone Status | Reviewer Status | AVs Awarded |
|------------|--|-------------------|--------------------|------------------|-----------------|-------------|
| | 1. All PPS providers must be included in the Integrated Delivery System. The IDS should include all medical, behavioral, post-acute, long-term care, and community-based service providers within the PPS network; additionally, the IDS structure must include payers and social service organizations, as necessary to support its strategy. | 3/31/2016 | 3/31/2016 | In Process | Pass & Ongoing | N/A |
| | 2. Utilize partnering HH and ACO population health management systems and capabilities to implement the PPS' strategy towards evolving into an IDS. | 3/31/2016 | 3/31/2016 | In Process | Pass & Ongoing | N/A |
| | 3. Ensure patients receive appropriate health care and community support, including medical and behavioral health, post-acute care, long term care and public health services. | 3/31/2017 | 3/31/2017 | In Process | Pass & Ongoing | N/A |
| | 4. Ensure that all PPS safety net providers are actively sharing EHR systems with local health information exchange/RHIO/SHIN-NY and sharing health information among clinical partners, including directed exchange (secure messaging), alerts and patient record look up, by the end of Demonstration Year (DY) 3. | 3/31/2018 | 3/31/2018 | In Process | Pass & Ongoing | N/A |
| | 5. Ensure that EHR systems used by participating safety net providers meet Meaningful Use and PCMH Level 3 standards and/or APCM by the end of Demonstration Year 3. | 3/31/2018 | 3/31/2018 | In Process | Pass & Ongoing | N/A |
| | 6. Perform population health management by actively using EHRs and other IT platforms, including use of targeted patient registries, for all participating safety net providers. | 3/31/2018 | 3/31/2018 | In Process | Pass & Ongoing | N/A |
| | 7. Achieve 2014 Level 3 PCMH primary care certification and/or meet state-determined criteria for Advanced Primary Care Models for all participating PCPs, expand access to primary care providers, and meet EHR Meaningful Use standards by the end of DY 3. | 3/31/2018 | 3/31/2018 | In Process | Pass & Ongoing | N/A |



Achievement Value (AV) Scorecard DY1, Q3 October 1, 2015 - December 31, 2015
Adirondack Health Institute, Inc. - Project 2.a.i

Save & Return

Print

| | | | | | | |
|--------------|--|------------|------------|-------------|----------------|-------------|
| | | | | | | |
| | 8. Contract with Medicaid Managed Care Organizations and other payers, as appropriate, as an integrated system and establish value-based payment arrangements. | 9/30/2018 | 9/30/2018 | In Process | Pass & Ongoing | N/A |
| | 9. Establish monthly meetings with Medicaid MCOs to discuss utilization trends, performance issues, and payment reform. | 12/31/2016 | 12/31/2016 | In Process | Pass & Ongoing | N/A |
| | 10. Re-enforce the transition towards value-based payment reform by aligning provider compensation to patient outcomes. | 9/30/2018 | 9/30/2018 | Not Started | Pass & Ongoing | N/A |
| | 11. Engage patients in the integrated delivery system through outreach and navigation activities, leveraging community health workers, peers, and culturally competent community-based organizations, as | 3/31/2017 | 3/31/2017 | In Process | Pass & Ongoing | N/A |
| Total | | | | | | 0.00 |

Domain 2 Pay for Performance and Pay for Reporting - Project 2.a.i (all Milestones are P4R in DY1)

| AV Driving | Measure | Reviewer Status | AVs Awarded |
|------------|--|-----------------|-------------|
| | Adult Access to Preventive or Ambulatory Care - 20 to 44 years | Pass & Ongoing | 0.3333333 |
| | Adult Access to Preventive or Ambulatory Care - 45 to 64 years | Pass & Ongoing | 0.3333333 |
| | Adult Access to Preventive or Ambulatory Care - 65 and older | Pass & Ongoing | 0.3333333 |
| | CAHPS Measures - Care Coordination with provider up-to-date about care received from other providers | Pass & Ongoing | 1 |



*Achievement Value (AV) Scorecard DY1, Q3 October 1, 2015 - December 31, 2015
Adirondack Health Institute, Inc. - Project 2.a.i*

Save & Return

Print

| | | | |
|--|--|----------------|------|
| | Children's Access to Primary Care- 12 to 24 months | Pass & Ongoing | 0.25 |
| | Children's Access to Primary Care- 25 months to 6 years | Pass & Ongoing | 0.25 |
| | Children's Access to Primary Care- 7 to 11 years | Pass & Ongoing | 0.25 |
| | Children's Access to Primary Care- 12 to 19 years | Pass & Ongoing | 0.25 |
| | Getting Timely Appointments, Care and information (Q6, 8, 10, and 12) | Pass & Ongoing | 0.5 |
| | Helpful, Courteous, and Respectful Office Staff (Q24 and 25) | Pass & Ongoing | 0.5 |
| | H-CAHPS – Care Transition Metrics | Pass & Ongoing | 1 |
| | Medicaid Spending on ER and Inpatient Services ± | Pass & Ongoing | 1 |
| | Medicaid spending on Primary Care and community based behavioral health care | Pass & Ongoing | 1 |
| | PDI 90– Composite of all measures +/- | Pass & Ongoing | 1 |



Achievement Value (AV) Scorecard DY1, Q3 October 1, 2015 - December 31, 2015
Adirondack Health Institute, Inc. - Project 2.a.i

Save & Return

Print

| | | | |
|--------------|---|----------------|--------------|
| | Percent of eligible providers with participating agreements with RHIOs, meeting Meaningful Use criteria and able to participate in bidirectional exchange | Pass & Ongoing | 1 |
| | Percent of PCP meeting PCMH (NCQA) or Advance Primary Care (SHIP) standards | Pass & Ongoing | 1 |
| | Percent of total Medicaid provider reimbursement received through sub-capitation or other forms of non-FFS reimbursement | Pass & Ongoing | 1 |
| | Potentially Avoidable Emergency Room Visits | Pass & Ongoing | 1 |
| | Potentially Avoidable Readmissions | Pass & Ongoing | 1 |
| | PQI 90 – Composite of all measures +/- | Pass & Ongoing | 1 |
| | Primary Care - Length of Relationship - Q3 | Pass & Ongoing | 0.5 |
| | Primary Care - Usual Source of Care - Q2 | Pass & Ongoing | 0.5 |
| Total | | | 15.00 |



Save & Return

Print

Achievement Value (AV) Scorecard DY1, Q3 October 1, 2015 - December 31, 2015
Adirondack Health Institute, Inc. - Project 2.a.ii

| Project Snapshot | |
|------------------|--|
| Project Domain | System Transformation Projects (Domain 2) |
| Project ID | 2.a.ii |
| Project Title | Increase Certification of Primary Care Practitioners with PCMH Certification and/or Advanced Primary Care Models (as developed under the New York State Health Innovation Plan (SHIP)) |

| Payment Snapshot | |
|--|-----------------|
| Payment Available (DY1) | \$ 2,734,834.45 |
| DY1 Initial Payment | \$ 1,640,900.67 |
| DY1 Q2 Payment Earned | \$ 546,966.89 |
| DY1 Payment Not Earned to Date | \$ (0.00) |
| DY1 Funding Remaining | \$ 546,966.89 |
| Funding Available for Distribution DY1Q3 | \$ - |

| 2.a.ii Scoresheet | | | | | | | | | |
|--------------------------|------------------------------------|-----------------|---------------|-----------------|---------------|------------------------|----------------------------|------------------------|-------------------------|
| Domain | Component | Review Status | AVs Available | Net AVs Awarded | Percentage AV | Domain Funding % (DY1) | Domain Funding % (DY1, Q3) | Payment Available (\$) | Net Payment Earned (\$) |
| Domain 1 | Domain 1 Organizational | Complete | 5.00 | 5.00 | 100% | 80% | 0% | - | - |
| | Project Implementation Speed | N/A | 0.00 | 0.00 | 0% | | | | |
| | Patient Engagement Speed | Complete | 0.00 | 0.00 | 0% | | | | |
| Domain 1 Subtotal | | | 5.00 | 5.00 | 100% | 80% | 0% | - | - |
| Domain 2 | Domain 2 Pay for Reporting (P4R) | Complete | 15.00 | 15.00 | 100% | 20% | 0% | - | - |
| | Domain 2 Pay for Performance (P4P) | N/A | N/A | N/A | N/A | 0% | 0% | - | - |
| Domain 2 Subtotal | | | 15.00 | 15.00 | 100% | 20% | 0% | - | - |
| Total | | Complete | 20.00 | 20.00 | 100% | 100% | 0% | - | - |

Total Project 2.a.ii AVs Awarded: 20 out of 20

Hide Reviewer Comments

| Domain 1 Project Milestones - Project 2.a.ii | | | | | | |
|--|--|-------------------|--------------------|------------------|-----------------|-------------|
| AV Driving | Project Requirement and Metric/Deliverable | Required Due Date | Committed Due Date | Milestone Status | Reviewer Status | AVs Awarded |
| | Module 1 - Major risks to implementation and mitigation strategies | Ongoing | N/A | In Process | Pass & Ongoing | N/A |



Save & Return

Print

Achievement Value (AV) Scorecard DY1, Q3 October 1, 2015 - December 31, 2015
Adirondack Health Institute, Inc. - Project 2.a.ii

| | | | | | | |
|--------------|-------------------------------------|---------|-----|-------------|----------------|-------------|
| | | | | | | |
| | | | | | | |
| | Module 3 - Patient Engagement Speed | Ongoing | N/A | Not Started | Pass & Ongoing | N/A |
| Total | | | | | | 0.00 |

| Domain 1 Project Prescribed Milestones - Project 2.a.ii | | | | | | |
|---|--|-------------------|--------------------|------------------|-----------------|-------------|
| AV Driving | Project Requirement and Metric/Deliverable | Required Due Date | Committed Due Date | Milestone Status | Reviewer Status | AVs Awarded |
| | 1. Ensure that all participating PCPs in the PPS meet NCQA 2014 Level 3 PCMH accreditation and/or meet state-determined criteria for Advanced Primary Care Models by the end of DSRIP Year 3. | 3/31/2018 | 3/31/2018 | In Process | Pass & Ongoing | N/A |
| | 2. Identify a physician champion with knowledge of PCMH/APCM implementation for each primary care practice included in the project. | 6/30/2016 | 6/30/2016 | In Process | Pass & Ongoing | N/A |
| | 3. Identify care coordinators at each primary care site who are responsible for care connectivity, internally, as well as connectivity to care managers at other primary care practices. | 3/31/2017 | 3/31/2017 | In Process | Pass & Ongoing | N/A |
| | 4. Ensure all PPS safety net providers are actively sharing EHR systems with local health information exchange/RHIO/SHIN-NY and sharing health information among clinical partners, including direct exchange (secure messaging), alerts and patient record look up by the end of Demonstration Year (DY) 3. | 3/31/2018 | 3/31/2018 | In Process | Pass & Ongoing | N/A |



Save & Return

Print

Achievement Value (AV) Scorecard DY1, Q3 October 1, 2015 - December 31, 2015
Adirondack Health Institute, Inc. - Project 2.a.ii

| | | | | | | |
|--------------|---|------------|------------|-------------|----------------|-------------|
| | | | | | | |
| | 5. Ensure that EHR systems used by participating safety net providers meet Meaningful Use and PCMH Level 3 standards and/or APCM by the end of Demonstration Year 3. | 3/31/2018 | 3/31/2018 | In Process | Pass & Ongoing | N/A |
| | | | | | | |
| | 6. Perform population health management by actively using EHRs and other IT platforms, including use of targeted patient registries, for all participating safety net providers. | 3/31/2018 | 3/31/2018 | In Process | Pass & Ongoing | N/A |
| | | | | | | |
| | 7. Ensure that all staff are trained on PCMH or Advanced Primary Care models, including evidence-based preventive and chronic disease management. | 12/31/2017 | 12/31/2017 | In Process | Pass & Ongoing | N/A |
| | | | | | | |
| | 8. Implement preventive care screening protocols including behavioral health screenings (PHQ-2 or 9 for those screening positive, SBIRT) for all patients to identify unmet needs. A process is developed for assuring referral to appropriate care in a timely manner. | 3/31/2017 | 3/31/2017 | In Process | Pass & Ongoing | N/A |
| | | | | | | |
| | 9. Implement open access scheduling in all primary care practices. | 12/31/2017 | 12/31/2017 | Not Started | Pass & Ongoing | N/A |
| | | | | | | |
| Total | | | | | | 0.00 |

Domain 2 Pay for Performance and Pay for Reporting - Project 2.a.ii (all Milestones are P4R in DY1)

| AV Driving | Measure | Reviewer Status | AVs Awarded |
|------------|--|-----------------|-------------|
| | Adult Access to Preventive or Ambulatory Care - 20 to 44 years | Pass & Ongoing | 0.3333333 |



Save & Return

Print

*Achievement Value (AV) Scorecard DY1, Q3 October 1, 2015 - December 31, 2015
Adirondack Health Institute, Inc. - Project 2.a.ii*

| | | | |
|--|--|----------------|-----------|
| | | | |
| | Adult Access to Preventive or Ambulatory Care - 45 to 64 years | Pass & Ongoing | 0.3333333 |
| | Adult Access to Preventive or Ambulatory Care - 65 and older | Pass & Ongoing | 0.3333333 |
| | CAHPS Measures - Care Coordination with provider up-to-date about care received from other providers | Pass & Ongoing | 1 |
| | Children's Access to Primary Care- 12 to 19 years | Pass & Ongoing | 0.25 |
| | Children's Access to Primary Care- 12 to 24 months | Pass & Ongoing | 0.25 |
| | Children's Access to Primary Care- 25 months to 6 years | Pass & Ongoing | 0.25 |
| | Children's Access to Primary Care- 7 to 11 years | Pass & Ongoing | 0.25 |
| | Getting Timely Appointments, Care and information (Q6, 8, 10, and 12) | Pass & Ongoing | 0.5 |



Save & Return

Print

*Achievement Value (AV) Scorecard DY1, Q3 October 1, 2015 - December 31, 2015
Adirondack Health Institute, Inc. - Project 2.a.ii*

| | | | |
|--|---|----------------|-----|
| | Helpful, Courteous, and Respectful Office Staff (Q24 and 25) | Pass & Ongoing | 0.5 |
| | H-CAHPS – Care Transition Metrics | Pass & Ongoing | 1 |
| | Medicaid Spending on ER and Inpatient Services ± | Pass & Ongoing | 1 |
| | Medicaid spending on Primary Care and community based behavioral health care | Pass & Ongoing | 1 |
| | PDI 90– Composite of all measures +/- | Pass & Ongoing | 1 |
| | Percent of eligible providers with participating agreements with RHIOs, meeting Meaningful Use criteria and able to participate in bidirectional exchange | Pass & Ongoing | 1 |
| | Percent of PCP meeting PCMH (NCQA) or Advance Primary Care (SHIP) standards | Pass & Ongoing | 1 |
| | Percent of total Medicaid provider reimbursement received through sub-capitation or other forms of non-FFS reimbursement | Pass & Ongoing | 1 |
| | Potentially Avoidable Emergency Room Visits | Pass & Ongoing | 1 |



Save & Return

Print

*Achievement Value (AV) Scorecard DY1, Q3 October 1, 2015 - December 31, 2015
Adirondack Health Institute, Inc. - Project 2.a.ii*

| | | | |
|--------------|--|----------------|--------------|
| | | | |
| | Potentially Avoidable Readmissions | Pass & Ongoing | 1 |
| | PQI 90 – Composite of all measures +/- | Pass & Ongoing | 1 |
| | Primary Care - Length of Relationship - Q3 | Pass & Ongoing | 0.5 |
| | Primary Care - Usual Source of Care - Q2 | Pass & Ongoing | 0.5 |
| Total | | | 15.00 |



Save & Return

Print

Achievement Value (AV) Scorecard DY1, Q3 October 1, 2015 - December 31, 2015

Adirondack Health Institute, Inc. - Project 2.a.iv

| Project Snapshot | |
|------------------|---|
| Project Domain | System Transformation Projects (Domain 2) |
| Project ID | 2.a.iv |
| Project Title | Create a medical village using existing hospital infrastructure |

| Payment Snapshot | |
|--|-----------------|
| Payment Available (DY1) | \$ 3,829,229.41 |
| DY1 Initial Payment | \$ 2,297,537.65 |
| DY1 Q2 Payment Earned | \$ 765,845.88 |
| DY1 Payment Not Earned to Date | \$ (0.00) |
| DY1 Funding Remaining | \$ 765,845.88 |
| Funding Available for Distribution DY1Q3 | \$ - |

| 2.a.iv Scoresheet | | | | | | | | | |
|--------------------------|------------------------------------|-----------------|---------------|-----------------|---------------|------------------------|----------------------------|------------------------|-------------------------|
| Domain | Component | Review Status | AVs Available | Net AVs Awarded | Percentage AV | Domain Funding % (DY1) | Domain Funding % (DY1, Q3) | Payment Available (\$) | Net Payment Earned (\$) |
| Domain 1 | Domain 1 Organizational | Complete | 5.00 | 5.00 | 100% | 80% | 0% | - | - |
| | Project Implementation Speed | N/A | 0.00 | 0.00 | 0% | | | | |
| | Patient Engagement Speed | Complete | 0.00 | 0.00 | 0% | | | | |
| Domain 1 Subtotal | | | 5.00 | 5.00 | 100% | 80% | 0% | - | - |
| Domain 2 | Domain 2 Pay for Reporting (P4R) | Complete | 15.00 | 15.00 | 100% | 20% | 0% | - | - |
| | Domain 2 Pay for Performance (P4P) | N/A | N/A | N/A | N/A | 0% | 0% | - | - |
| Domain 2 Subtotal | | | 15.00 | 15.00 | 100% | 20% | 0% | - | - |
| Total | | Complete | 20.00 | 20.00 | 100% | 100% | 0% | - | - |

Total Project 2.a.iv AVs Awarded: 20 out of 20

Hide Reviewer Comments

| Domain 1 Project Milestones - Project 2.a.iv | | | | | | |
|--|--|-------------------|--------------------|------------------|-----------------|-------------|
| AV Driving | Project Requirement and Metric/Deliverable | Required Due Date | Committed Due Date | Milestone Status | Reviewer Status | AVs Awarded |
| | Module 1 - Major risks to implementation and mitigation strategies | Ongoing | N/A | In Process | Pass & Ongoing | N/A |



Save & Return

Print

Achievement Value (AV) Scorecard DY1, Q3 October 1, 2015 - December 31, 2015
Adirondack Health Institute, Inc. - Project 2.a.iv

| | | | | | | |
|--------------|-------------------------------------|---------|-----|-------------|----------------|-------------|
| | | | | | | |
| | Module 3 - Patient Engagement Speed | Ongoing | N/A | Not Started | Pass & Ongoing | N/A |
| Total | | | | | | 0.00 |

Domain 1 Project Prescribed Milestones - Project 2.a.iv

| AV Driving | Project Requirement and Metric/Deliverable | Required Due Date | Committed Due Date | Milestone Status | Reviewer Status | AVs Awarded |
|------------|---|-------------------|--------------------|------------------|-----------------|-------------|
| | 1. Convert outdated or unneeded hospital capacity into an outpatient services center, stand-alone emergency department/urgent care center or other healthcare-related purpose. | 9/30/2016 | 9/30/2016 | In Process | Pass & Ongoing | N/A |
| | 2. Provide a detailed timeline documenting the specifics of bed reduction and rationale. Specified bed reduction proposed in the project must include active or "staffed" beds. | 12/31/2016 | 12/31/2016 | Not Started | Pass & Ongoing | N/A |
| | 3. Ensure that all participating PCPs meet NCQA 2014 Level 3 PCMH accreditation and/or meet state-determined criteria for Advanced Primary Care Models by the end of DSRIP Year 3. | 3/31/2018 | 3/31/2018 | In Process | Pass & Ongoing | N/A |
| | 4. Ensure that all safety net providers participating in Medical Villages are actively sharing EHR systems with local health information exchange/RHIO/SHIN-NY and sharing health information among clinical partners, including direct exchange (secure messaging), alerts and patient record look up. | 3/31/2018 | 3/31/2018 | In Process | Pass & Ongoing | N/A |



Save & Return

Print

Achievement Value (AV) Scorecard DY1, Q3 October 1, 2015 - December 31, 2015
Adirondack Health Institute, Inc. - Project 2.a.iv

| | | | | | | |
|-------------------------------------|---|------------|------------|------------|----------------|-------------|
| | | | | | | |
| <input checked="" type="checkbox"/> | 5. Use EHRs and other technical platforms to track all patients engaged in the project. | 12/31/2016 | 12/31/2016 | In Process | Pass & Ongoing | N/A |
| <input checked="" type="checkbox"/> | 6. Ensure that EHR systems used in Medical Villages meet Meaningful Use Stage 2 | 3/31/2018 | 3/31/2018 | In Process | Pass & Ongoing | N/A |
| <input checked="" type="checkbox"/> | 7. Ensure that services which migrate to a different setting or location (clinic, hospitals, etc.) are supported by the comprehensive community needs assessment. | 6/30/2016 | 6/30/2016 | In Process | Pass & Ongoing | N/A |
| Total | | | | | | 0.00 |

| Domain 2 Pay for Performance and Pay for Reporting - Project 2.a.iv (all Milestones are P4R in DY1) | | | |
|---|--|-----------------|-------------|
| AV Driving | Measure | Reviewer Status | AVs Awarded |
| <input checked="" type="checkbox"/> | Adult Access to Preventive or Ambulatory Care - 20 to 44 years | Pass & Ongoing | 0.3333333 |
| <input checked="" type="checkbox"/> | Adult Access to Preventive or Ambulatory Care - 45 to 64 years | Pass & Ongoing | 0.3333333 |
| <input checked="" type="checkbox"/> | Adult Access to Preventive or Ambulatory Care - 65 and older | Pass & Ongoing | 0.3333333 |
| <input checked="" type="checkbox"/> | CAHPS Measures - Care Coordination with provider up-to-date about care received from other providers | Pass & Ongoing | 1 |



Save & Return

Print

*Achievement Value (AV) Scorecard DY1, Q3 October 1, 2015 - December 31, 2015
Adirondack Health Institute, Inc. - Project 2.a.iv*

| | | | |
|--|---|----------------|------|
| | | | |
| | Children's Access to Primary Care- 12 to 19 years | Pass & Ongoing | 0.25 |
| | Children's Access to Primary Care- 12 to 24 months | Pass & Ongoing | 0.25 |
| | Children's Access to Primary Care- 25 months to 6 years | Pass & Ongoing | 0.25 |
| | Children's Access to Primary Care- 7 to 11 years | Pass & Ongoing | 0.25 |
| | Getting Timely Appointments, Care and information (Q6, 8, 10, and 12) | Pass & Ongoing | 0.5 |
| | Helpful, Courteous, and Respectful Office Staff (Q24 and 25) | Pass & Ongoing | 0.5 |
| | H-CAHPS – Care Transition Metrics | Pass & Ongoing | 1 |
| | Medicaid Spending on ER and Inpatient Services ± | Pass & Ongoing | 1 |



Save & Return

Print

Achievement Value (AV) Scorecard DY1, Q3 October 1, 2015 - December 31, 2015

Adirondack Health Institute, Inc. - Project 2.a.iv

| | | | |
|--|---|----------------|-----|
| | Medicaid spending on Primary Care and community based behavioral health care | Pass & Ongoing | 1 |
| | PDI 90- Composite of all measures +/- | Pass & Ongoing | 1 |
| | Percent of eligible providers with participating agreements with RHIOs, meeting Meaningful Use criteria and able to participate in bidirectional exchange | Pass & Ongoing | 1 |
| | Percent of PCP meeting PCMH (NCQA) or Advance Primary Care (SHIP) standards | Pass & Ongoing | 1 |
| | Percent of total Medicaid provider reimbursement received through sub-capitation or other forms of non-FFS reimbursement | Pass & Ongoing | 1 |
| | Potentially Avoidable Emergency Room Visits | Pass & Ongoing | 1 |
| | Potentially Avoidable Readmissions | Pass & Ongoing | 1 |
| | PQI 90 - Composite of all measures +/- | Pass & Ongoing | 1 |
| | Primary Care - Length of Relationship - Q3 | Pass & Ongoing | 0.5 |



Save & Return

Print

*Achievement Value (AV) Scorecard DY1, Q3 October 1, 2015 - December 31, 2015
Adirondack Health Institute, Inc. - Project 2.a.iv*

| | | |
|--------------|--|--------------------|
| | | |
| | Primary Care - Usual Source of Care - Q2 | Pass & Ongoing 0.5 |
| | | |
| Total | | 15.00 |



Save & Return

Print

Achievement Value (AV) Scorecard DY1, Q3 October 1, 2015 - December 31, 2015
Adirondack Health Institute, Inc. - Project 2.d.i

| Project Snapshot | |
|------------------|---|
| Project Domain | System Transformation Projects (Domain 2) |
| Project ID | 2.d.i |
| Project Title | Implementation of Patient Activation Activities to Engage, Educate and Integrate the uninsured and low/non-utilizing Medicaid populations into Community Based Care |

| Payment Snapshot | |
|--|-----------------|
| Payment Available (DY1) | \$ 2,769,072.70 |
| DY1 Initial Payment | \$ 1,661,443.62 |
| DY1 Q2 Payment Earned | \$ 553,814.54 |
| DY1 Payment Not Earned to Date | \$ 0.00 |
| DY1 Funding Remaining | \$ 553,814.54 |
| Funding Available for Distribution DY1Q3 | \$ - |

| 2.d.i Scoresheet | | | | | | | | | |
|--------------------------|------------------------------------|-----------------|---------------|-----------------|---------------|------------------------|----------------------------|------------------------|-------------------------|
| Domain | Component | Review Status | AVs Available | Net AVs Awarded | Percentage AV | Domain Funding % (DY1) | Domain Funding % (DY1, Q3) | Payment Available (\$) | Net Payment Earned (\$) |
| Domain 1 | Domain 1 Organizational | Complete | 5.00 | 5.00 | 100% | 80% | 0% | - | - |
| | Project Implementation Speed | N/A | 0.00 | 0.00 | 0% | | | | |
| | Patient Engagement Speed | Complete | 0.00 | 0.00 | 0% | | | | |
| Domain 1 Subtotal | | | 5.00 | 5.00 | 100% | 80% | 0% | - | - |
| Domain 2 | Domain 2 Pay for Reporting (P4R) | Complete | 4.00 | 4.00 | 100% | 20% | 0% | - | - |
| | Domain 2 Pay for Performance (P4P) | N/A | N/A | N/A | N/A | 0% | 0% | - | - |
| Domain 2 Subtotal | | | 4.00 | 4.00 | 100% | 20% | 0% | - | - |
| Total | | Complete | 9.00 | 9.00 | 100% | 100% | 0% | - | - |

Total Project 2.d.i AVs Awarded: 9 out of 9

Hide Reviewer Comments

| Domain 1 Project Milestones - Project 2.d.i | | | | | | |
|---|--|-------------------|--------------------|------------------|-----------------|-------------|
| AV Driving | Project Requirement and Metric/Deliverable | Required Due Date | Committed Due Date | Milestone Status | Reviewer Status | AVs Awarded |
| | Module 1 - Major risks to implementation and mitigation strategies | Ongoing | N/A | In Process | Pass & Ongoing | N/A |



Save & Return

Print

Achievement Value (AV) Scorecard DY1, Q3 October 1, 2015 - December 31, 2015
Adirondack Health Institute, Inc. - Project 2.d.i

| | | | | | | |
|--------------|-------------------------------------|---------|-----|-------------|----------------|-------------|
| | | | | | | |
| | | | | | | |
| | Module 3 - Patient Engagement Speed | Ongoing | N/A | Not Started | Pass & Ongoing | N/A |
| Total | | | | | | 0.00 |

| Domain 1 Project Prescribed Milestones - Project 2.d.i | | | | | | |
|--|--|-------------------|--------------------|------------------|-----------------|-------------|
| AV Driving | Project Requirement and Metric/Deliverable | Required Due Date | Committed Due Date | Milestone Status | Reviewer Status | AVs Awarded |
| | 1. Contract or partner with community-based organizations (CBOs) to engage target populations using PAM® and other patient activation techniques. The PPS must provide oversight and ensure that engagement is sufficient and appropriate. | 3/31/2017 | 3/31/2017 | In Process | Pass & Ongoing | N/A |
| | 2. Establish a PPS-wide training team, comprised of members with training in PAM® and expertise in patient activation and engagement. | 9/30/2015 | 9/30/2015 | Completed | Pass & Ongoing | N/A |
| | 3. Identify UI, NU, and LU “hot spot” areas (e.g., emergency rooms). Contract or partner with CBOs to perform outreach within the identified “hot spot” areas. | 3/31/2017 | 3/31/2017 | In Process | Pass & Ongoing | N/A |
| | 4. Survey the targeted population about healthcare needs in the PPS’ region. | 3/31/2017 | 3/31/2017 | Not Started | Pass & Ongoing | N/A |



Save & Return

Print

Achievement Value (AV) Scorecard DY1, Q3 October 1, 2015 - December 31, 2015
Adirondack Health Institute, Inc. - Project 2.d.i

| | | | | | |
|--|-----------|-----------|-------------|----------------|-----|
| 5. Train providers located within “hot spots” on patient activation techniques, such as shared decision-making, measurements of health literacy, and cultural competency. | 3/31/2017 | 3/31/2017 | In Process | Pass & Ongoing | N/A |
| 6. Obtain list of PCPs assigned to NU and LU enrollees from MCOs. Along with the member's MCO and assigned PCP, reconnect beneficiaries to his/her designated PCP (see outcome measurements in | 3/31/2017 | 3/31/2017 | Not Started | Pass & Ongoing | N/A |
| 7. Baseline each beneficiary cohort (per method developed by state) to appropriately identify cohorts using PAM® during the first year of the project and again, at set intervals. Baselines, as well as intervals towards improvement, must be set for each cohort at the beginning of each performance period. | 3/31/2017 | 3/31/2017 | Not Started | Pass & Ongoing | N/A |
| 8. Include beneficiaries in development team to promote preventive care. | 3/31/2017 | 3/31/2017 | In Process | Pass & Ongoing | N/A |
| 9. Measure PAM® components | 3/31/2017 | 3/31/2017 | In Process | Pass & Ongoing | N/A |
| 10. Increase the volume of non-emergent (primary, behavioral, dental) care provided to UI, NU, and LU persons. | 3/31/2017 | 3/31/2017 | In Process | Pass & Ongoing | N/A |
| 11. Contract or partner with CBOs to develop a group of community navigators who are trained in connectivity to healthcare coverage, community healthcare resources (including for primary and preventive services) and patient education. | 3/31/2017 | 3/31/2017 | Not Started | Pass & Ongoing | N/A |



Save & Return

Print

Achievement Value (AV) Scorecard DY1, Q3 October 1, 2015 - December 31, 2015
Adirondack Health Institute, Inc. - Project 2.d.i

| | | | | | | |
|--|-----------|-----------|-------------|----------------|-------------|--|
| | | | | | | |
| 12. Develop a process for Medicaid recipients and project participants to report complaints and receive customer service. | 3/31/2017 | 3/31/2017 | In Process | Pass & Ongoing | N/A | |
| 13. Train community navigators in patient activation and education, including how to appropriately assist project beneficiaries using the PAM®. | 3/31/2017 | 3/31/2017 | In Process | Pass & Ongoing | N/A | |
| 14. Ensure direct hand-offs to navigators who are prominently placed at "hot spots," partnered CBOs, emergency departments, or community events, so as to facilitate education regarding health insurance coverage, age-appropriate primary and preventive healthcare services | 3/31/2017 | 3/31/2017 | In Process | Pass & Ongoing | N/A | |
| 15. Inform and educate navigators about insurance options and healthcare resources available to UI, NU, and LU populations. | 3/31/2017 | 3/31/2017 | Not Started | Pass & Ongoing | N/A | |
| 16. Ensure appropriate and timely access for navigators when attempting to establish primary and preventive services for a | 3/31/2017 | 3/31/2017 | Not Started | Pass & Ongoing | N/A | |
| 17. Perform population health management by actively using EHRs and other IT platforms, including use of targeted patient registries, to track all patients engaged in the project. | 3/31/2017 | 3/31/2017 | In Process | Pass & Ongoing | N/A | |
| Total | | | | | 0.00 | |

Domain 2 Pay for Performance and Pay for Reporting - Project 2.d.i (all Milestones are P4R in DY1)



Save & Return

Print

Achievement Value (AV) Scorecard DY1, Q3 October 1, 2015 - December 31, 2015 Adirondack Health Institute, Inc. - Project 2.d.i

| AV Driving | Measure | Reviewer Status | AVs Awarded |
|--------------|--|-----------------|-------------|
| | C&G CAHPS by PPS for uninsured- Getting timely appointments, care, and information | Pass & Ongoing | 0.25 |
| | C&G CAHPS by PPS for uninsured- Patients' rating of the provider (or doctor) | Pass & Ongoing | 0.25 |
| | C&G CAHPS by PPS for uninsured- How well providers (or doctors) communicate with patients | Pass & Ongoing | 0.25 |
| | C&G CAHPS by PPS for uninsured- Helpful, courteous, and respectful office staff | Pass & Ongoing | 0.25 |
| | ED use by uninsured | Pass & Ongoing | 1 |
| | PAM Level | Pass & Ongoing | 1 |
| | Use of primary and preventive care services-- Percent of attributed Medicaid members with no claims history for primary care and preventive services in measurement year compared to same in baseline year | Pass & Ongoing | 1 |
| Total | | | 4.00 |



Save & Return

Print

Achievement Value (AV) Scorecard DY1, Q3 October 1, 2015 - December 31, 2015
Adirondack Health Institute, Inc. - Project 2.b.viii

| Project Snapshot | |
|------------------|--|
| Project Domain | System Transformation Projects (Domain 2) |
| Project ID | 2.b.viii |
| Project Title | Hospital-Home Care Collaboration Solutions |

| Payment Snapshot | |
|--|-----------------|
| Payment Available (DY1) | \$ 3,071,440.92 |
| DY1 Initial Payment | \$ 1,842,864.55 |
| DY1 Q2 Payment Earned | \$ 614,288.18 |
| DY1 Payment Not Earned to Date | \$ (0.00) |
| DY1 Funding Remaining | \$ 614,288.18 |
| Funding Available for Distribution DY1Q3 | \$ - |

| 2.b.viii Scoresheet | | | | | | | | | |
|--------------------------|------------------------------------|-----------------|---------------|-----------------|---------------|------------------------|----------------------------|------------------------|-------------------------|
| Domain | Component | Review Status | AVs Available | Net AVs Awarded | Percentage AV | Domain Funding % (DY1) | Domain Funding % (DY1, Q3) | Payment Available (\$) | Net Payment Earned (\$) |
| Domain 1 | Domain 1 Organizational | Complete | 5.00 | 5.00 | 100% | 80% | 0% | - | - |
| | Project Implementation Speed | N/A | 0.00 | 0.00 | 0% | | | | |
| | Patient Engagement Speed | Complete | 0.00 | 0.00 | 0% | | | | |
| Domain 1 Subtotal | | | 5.00 | 5.00 | 100% | 80% | 0% | - | - |
| Domain 2 | Domain 2 Pay for Reporting (P4R) | Complete | 15.00 | 15.00 | 100% | 20% | 0% | - | - |
| | Domain 2 Pay for Performance (P4P) | N/A | N/A | N/A | N/A | 0% | 0% | - | - |
| Domain 2 Subtotal | | | 15.00 | 15.00 | 100% | 20% | 0% | - | - |
| Total | | Complete | 20.00 | 20.00 | 100% | 100% | 0% | - | - |

Total Project 2.b.viii AVs Awarded: 20 out of 20

Hide Reviewer Comments

| Domain 1 Project Milestones - Project 2.b.viii | | | | | | |
|--|--|-------------------|--------------------|------------------|-----------------|-------------|
| AV Driving | Project Requirement and Metric/Deliverable | Required Due Date | Committed Due Date | Milestone Status | Reviewer Status | AVs Awarded |
| | Module 1 - Major risks to implementation and mitigation strategies | Ongoing | N/A | In Process | Pass & Ongoing | N/A |



Save & Return

Print

Achievement Value (AV) Scorecard DY1, Q3 October 1, 2015 - December 31, 2015
Adirondack Health Institute, Inc. - Project 2.b.viii

| | | | | | | |
|--------------|-------------------------------------|---------|-----|-------------|----------------|-------------|
| | | | | | | |
| | Module 3 - Patient Engagement Speed | Ongoing | N/A | Not Started | Pass & Ongoing | N/A |
| Total | | | | | | 0.00 |

Domain 1 Project Prescribed Milestones - Project 2.b.viii

| AV Driving | Project Requirement and Metric/Deliverable | Required Due Date | Committed Due Date | Milestone Status | Reviewer Status | AVs Awarded |
|------------|--|-------------------|--------------------|------------------|-----------------|-------------|
| | 1. Assemble Rapid Response Teams (hospital/home care) to facilitate patient discharge to home and assure needed home care services are in place, including, if appropriate, hospice. | 9/30/2016 | 9/30/2016 | Not Started | Pass & Ongoing | N/A |
| | 2. Ensure home care staff have knowledge and skills to identify and respond to patient risks for readmission, as well as to support evidence-based medicine and chronic care management. | 9/30/2016 | 9/30/2016 | Not Started | Pass & Ongoing | N/A |
| | 3. Develop care pathways and other clinical tools for monitoring chronically ill patients, with the goal of early identification of potential instability and intervention to avoid hospital transfer. | 9/30/2016 | 9/30/2016 | Not Started | Pass & Ongoing | N/A |
| | 4. Educate all staff on care pathways and INTERACT-like principles. | 9/30/2016 | 9/30/2016 | In Process | Pass & Ongoing | N/A |



Save & Return

Print

Achievement Value (AV) Scorecard DY1, Q3 October 1, 2015 - December 31, 2015 Adirondack Health Institute, Inc. - Project 2.b.viii

| | | | | | | |
|---|---|-----------|-----------|-------------|----------------|-----|
| | | | | | | |
| ● | 5. Develop Advance Care Planning tools to assist residents and families in expressing and documenting their wishes for near end of life and end of life care. | 6/30/2016 | 6/30/2016 | Not Started | Pass & Ongoing | N/A |
| ● | 6. Create coaching program to facilitate and support implementation. | 3/31/2017 | 3/31/2017 | Not Started | Pass & Ongoing | N/A |
| ● | 7. Educate patient and family/caretakers, to facilitate participation in planning of care. | 6/30/2016 | 6/30/2016 | Not Started | Pass & Ongoing | N/A |
| ● | 8. Integrate primary care, behavioral health, pharmacy, and other services into the model in order to enhance coordination of care and medication management. | 6/30/2016 | 6/30/2016 | Not Started | Pass & Ongoing | N/A |
| ● | 9. Utilize telehealth/telemedicine to enhance hospital-home care collaborations. | 3/31/2017 | 3/31/2017 | Not Started | Pass & Ongoing | N/A |
| ● | 10. Utilize interoperable EHR to enhance communication and avoid medication errors and/or duplicative services. | 3/31/2017 | 3/31/2017 | Not Started | Pass & Ongoing | N/A |
| ● | 11. Measure outcomes (including quality assessment/root cause analysis of transfer) in order to identify additional interventions. | 3/31/2017 | 3/31/2017 | Not Started | Pass & Ongoing | N/A |



Save & Return

Print

*Achievement Value (AV) Scorecard DY1, Q3 October 1, 2015 - December 31, 2015
Adirondack Health Institute, Inc. - Project 2.b.viii*

| | | | | | | |
|--------------|--|-----------|-----------|------------|----------------|-------------|
| | 12. Use EHRs and other technical platforms to track all patients engaged in the project. | 6/30/2016 | 6/30/2016 | In Process | Pass & Ongoing | N/A |
| Total | | | | | | 0.00 |

| Domain 2 Pay for Performance and Pay for Reporting - Project 2.b.viii (all Milestones are P4R in DY1) | | | |
|---|--|-----------------|-------------|
| AV Driving | Measure | Reviewer Status | AVs Awarded |
| | Adult Access to Preventive or Ambulatory Care - 20 to 44 years | Pass & Ongoing | 0.3333333 |
| | Adult Access to Preventive or Ambulatory Care - 45 to 64 years | Pass & Ongoing | 0.3333333 |
| | Adult Access to Preventive or Ambulatory Care - 65 and older | Pass & Ongoing | 0.3333333 |
| | CAHPS Measures - Care Coordination with provider up-to-date about care received from other providers | Pass & Ongoing | 1 |
| | Children's Access to Primary Care- 12 to 19 years | Pass & Ongoing | 0.25 |
| | Children's Access to Primary Care- 12 to 24 months | Pass & Ongoing | 0.25 |



Save & Return

Print

*Achievement Value (AV) Scorecard DY1, Q3 October 1, 2015 - December 31, 2015
Adirondack Health Institute, Inc. - Project 2.b.viii*

| | | | |
|--|---|----------------|------|
| | Children's Access to Primary Care- 25 months to 6 years | Pass & Ongoing | 0.25 |
| | Children's Access to Primary Care- 7 to 11 years | Pass & Ongoing | 0.25 |
| | Getting Timely Appointments, Care and information (Q6, 8, 10, and 12) | Pass & Ongoing | 0.5 |
| | Helpful, Courteous, and Respectful Office Staff (Q24 and 25) | Pass & Ongoing | 0.5 |
| | H-CAHPS – Care Transition Metrics | Pass & Ongoing | 1 |
| | Medicaid Spending on ER and Inpatient Services ± | Pass & Ongoing | 1 |
| | Medicaid spending on Primary Care and community based behavioral health care | Pass & Ongoing | 1 |
| | PDI 90– Composite of all measures +/- | Pass & Ongoing | 1 |
| | Percent of eligible providers with participating agreements with RHIOs, meeting Meaningful Use criteria and able to participate in bidirectional exchange | Pass & Ongoing | 1 |



Save & Return

Print

*Achievement Value (AV) Scorecard DY1, Q3 October 1, 2015 - December 31, 2015
Adirondack Health Institute, Inc. - Project 2.b.viii*

| | | | |
|--------------|--|----------------|--------------|
| | | | |
| | Percent of PCP meeting PCMH (NCQA) or Advance Primary Care (SHIP) standards | Pass & Ongoing | 1 |
| | Percent of total Medicaid provider reimbursement received through sub-capitation or other forms of non-FFS reimbursement | Pass & Ongoing | 1 |
| | Potentially Avoidable Emergency Room Visits | Pass & Ongoing | 1 |
| | Potentially Avoidable Readmissions | Pass & Ongoing | 1 |
| | PQI 90 – Composite of all measures +/- | Pass & Ongoing | 1 |
| | Primary Care - Length of Relationship - Q3 | Pass & Ongoing | 0.5 |
| | Primary Care - Usual Source of Care - Q2 | Pass & Ongoing | 0.5 |
| Total | | | 15.00 |



Save & Return

Print

Achievement Value (AV) Scorecard DY1, Q3 October 1, 2015 - December 31, 2015
Adirondack Health Institute, Inc. - Project 3.a.i

| Project Snapshot | |
|------------------|--|
| Project Domain | Clinical Improvement Projects (Domain 3) |
| Project ID | 3.a.i |
| Project Title | Integration of primary care and behavioral health services |

| Payment Snapshot | |
|--|-----------------|
| Payment Available (DY1) | \$ 2,649,005.62 |
| DY1 Initial Payment | \$ 1,589,403.37 |
| DY1 Q2 Payment Earned | \$ 529,801.12 |
| DY1 Payment Not Earned to Date | \$ (0.00) |
| DY1 Funding Remaining | \$ 529,801.12 |
| Funding Available for Distribution DY1Q3 | \$ - |

| 3.a.i Scoresheet | | | | | | | | | |
|--------------------------|----------------------------------|-----------------|---------------|-----------------|---------------|------------------------|----------------------------|------------------------|-------------------------|
| Domain | Component | Review Status | AVs Available | Net AVs Awarded | Percentage AV | Domain Funding % (DY1) | Domain Funding % (DY1, Q3) | Payment Available (\$) | Net Payment Earned (\$) |
| Domain 1 | Domain 1 Organizational | Complete | 5.00 | 5.00 | 100% | 80% | 0% | - | - |
| | Project Implementation Speed | N/A | 0.00 | 0.00 | 0% | | | | |
| | Patient Engagement Speed | Complete | 0.00 | 0.00 | 0% | | | | |
| Domain 1 Subtotal | | | 5.00 | 5.00 | 100% | 80% | 0% | - | - |
| Domain 3 | Domain 3 Pay for Reporting (P4R) | Complete | 10.00 | 10.00 | 100% | 20% | 0% | - | - |
| | Domain 3 Pay for Performance | N/A | N/A | N/A | N/A | 0% | 0% | - | - |
| Domain 3 Subtotal | | | 10.00 | 10.00 | 100% | 20% | 0% | - | - |
| Total | | Complete | 15.00 | 15.00 | 100% | 100% | 0% | - | - |

Hide Reviewer Comments

Total Project 3.a.i AVs Awarded: 15 out of 15

| Domain 1 Project Milestones - Project 3.a.i | | | | | | |
|---|--|-------------------|--------------------|------------------|-----------------|-------------|
| AV Driving | Project Requirement and Metric/Deliverable | Required Due Date | Committed Due Date | Milestone Status | Reviewer Status | AVs Awarded |
| | Module 1 - Major risks to implementation and mitigation strategies | Ongoing | N/A | In Process | Pass & Ongoing | N/A |



Save & Return

Print

Achievement Value (AV) Scorecard DY1, Q3 October 1, 2015 - December 31, 2015
Adirondack Health Institute, Inc. - Project 3.a.i

| | | | | | | |
|--------------|-------------------------------------|---------|-----|-------------|----------------|----------|
| | | | | | | |
| | Module 3 - Patient Engagement Speed | Ongoing | N/A | Not Started | Pass & Ongoing | N/A |
| Total | | | | | | 0 |

Domain 1 Project Prescribed Milestones - Project 3.a.i Models 1, 2 and 3

3.a.i Model 1 3.a.i Model 2 3.a.i Model 3

| Model | AV Driving | Project Requirement and Metric/Deliverable | Required Due Date | Committed Due Date | Milestone Status | Reviewer Status | AVs Awarded |
|---------------|------------|--|-------------------|--------------------|------------------|-----------------|-------------|
| 3.a.i Model 1 | | 1. Co-locate behavioral health services at primary care practice sites. All participating primary care practices must meet 2014 NCQA level 3 PCMH or Advance Primary Care Model standards by DY 3. | 3/31/2018 | 3/31/2018 | Not Started | Pass & Ongoing | N/A |
| | | 2. Develop collaborative evidence-based standards of care including medication management and care engagement process. | 3/31/2017 | 3/31/2017 | Not Started | Pass & Ongoing | N/A |
| | | 3. Conduct preventive care screenings, including behavioral health screenings (PHQ-2 or 9 for those screening positive, SBIRT) implemented for all patients to identify unmet needs. | 9/30/2018 | 9/30/2018 | Not Started | Pass & Ongoing | N/A |
| | | 4. Use EHRs or other technical platforms to track all patients engaged in this project. | 3/31/2017 | 3/31/2017 | Not Started | Pass & Ongoing | N/A |



Save & Return

Print

Achievement Value (AV) Scorecard DY1, Q3 October 1, 2015 - December 31, 2015 Adirondack Health Institute, Inc. - Project 3.a.i

| | | | | | | | |
|---------------|--|--|-----------|-----------|-------------|----------------|-----|
| | | | | | | | |
| 3.a.i Model 2 | | 5. Co-locate primary care services at behavioral health sites. | 3/31/2018 | 3/31/2018 | Not Started | Pass & Ongoing | N/A |
| | | 6. Develop collaborative evidence-based standards of care including medication management and care engagement process. | 3/31/2017 | 3/31/2017 | Not Started | Pass & Ongoing | N/A |
| | | 7. Conduct preventive care screenings, including behavioral health screenings (PHQ-2 or 9 for those screening positive, SBIRT) implemented for all patients to identify unmet needs. | 9/30/2018 | 9/30/2018 | Not Started | Pass & Ongoing | N/A |
| | | 8. Use EHRs or other technical platforms to track all patients engaged in this project. | 3/31/2017 | 3/31/2017 | Not Started | Pass & Ongoing | N/A |
| | | 9. Implement IMPACT Model at Primary Care Sites. | 3/31/2020 | 3/31/2020 | On Hold | Pass & Ongoing | N/A |
| | | 10. Utilize IMPACT Model collaborative care standards, including developing coordinated evidence-based care standards and policies and procedures for care engagement. | 3/31/2020 | 3/31/2020 | On Hold | Pass & Ongoing | N/A |
| | | 11. Employ a trained Depression Care Manager meeting requirements of the IMPACT model. | 3/31/2020 | 3/31/2020 | On Hold | Pass & Ongoing | N/A |



Save & Return

Print

Achievement Value (AV) Scorecard DY1, Q3 October 1, 2015 - December 31, 2015
Adirondack Health Institute, Inc. - Project 3.a.i

| | | | | | | | |
|---------------|--|--|-----------|-----------|---------|----------------|----------|
| 3.a.i Model 3 | | | | | | | |
| | | 12. Designate a Psychiatrist meeting requirements of the IMPACT Model. | 3/31/2020 | 3/31/2020 | On Hold | Pass & Ongoing | N/A |
| | | | | | | | |
| | | 13. Measure outcomes as required in the IMPACT Model. | 3/31/2020 | 3/31/2020 | On Hold | Pass & Ongoing | N/A |
| | | | | | | | |
| | | 14. Provide "stepped care" as required by the IMPACT Model. | 3/31/2020 | 3/31/2020 | On Hold | Pass & Ongoing | N/A |
| | | | | | | | |
| | | 15. Use EHRs or other technical platforms to track all patients engaged in this project. | 3/31/2020 | 3/31/2020 | On Hold | Pass & Ongoing | N/A |
| | | | | | | | |
| Total | | | | | | | 0 |

| Domain 3 Pay for Performance and Pay for Reporting - Project 3.a.i (all Milestones are P4R in DY1) | | | |
|--|---|-----------------|-------------|
| AV Driving | Measure | Reviewer Status | AVs Awarded |
| | Adherence to Antipsychotic Medications for People with Schizophrenia | Pass & Ongoing | 1 |
| | Antidepressant Medication Management - Effective Acute Phase Treatment | Pass & Ongoing | 0.5 |
| | Antidepressant Medication Management - Effective Continuation Phase Treatment | Pass & Ongoing | 0.5 |



Save & Return

Print

*Achievement Value (AV) Scorecard DY1, Q3 October 1, 2015 - December 31, 2015
Adirondack Health Institute, Inc. - Project 3.a.i*

| | | | |
|--|--|----------------|-----|
| | | | |
| | Cardiovascular Monitoring for People with Cardiovascular Disease and Schizophrenia | Pass & Ongoing | 1 |
| | Diabetes Monitoring for People with Diabetes and Schizophrenia | Pass & Ongoing | 1 |
| | Diabetes Screening for People with Schizophrenia or Bipolar Disease who are Using Antipsychotic Medication | Pass & Ongoing | 1 |
| | Follow-up after hospitalization for Mental Illness - within 30 days | Pass & Ongoing | 0.5 |
| | Follow-up after hospitalization for Mental Illness - within 7 days | Pass & Ongoing | 0.5 |
| | Follow-up care for Children Prescribed ADHD Medications - Continuation Phase | Pass & Ongoing | 0.5 |
| | Follow-up care for Children Prescribed ADHD Medications - Initiation Phase | Pass & Ongoing | 0.5 |
| | Engagement of Alcohol and Other Drug Dependence Treatment (initiation and 2 visits within 44 days) | Pass & Ongoing | 0.5 |



Save & Return

Print

*Achievement Value (AV) Scorecard DY1, Q3 October 1, 2015 - December 31, 2015
Adirondack Health Institute, Inc. - Project 3.a.i*

| | | | |
|-------------------------------------|---|----------------|-----------|
| <input checked="" type="checkbox"/> | Initiation of Alcohol and Other Drug Dependence Treatment (1 visit within 14 days) | Pass & Ongoing | 0.5 |
| | | | |
| <input checked="" type="checkbox"/> | Potentially Preventable Emergency Department Visits (for persons with BH diagnosis) ± | Pass & Ongoing | 1 |
| | | | |
| <input checked="" type="checkbox"/> | Screening for Clinical Depression and follow-up | Pass & Ongoing | 1 |
| | | | |
| Total | | | 10 |



Save & Return

Print

Achievement Value (AV) Scorecard DY1, Q3 October 1, 2015 - December 31, 2015
Adirondack Health Institute, Inc. - Project 3.a.iv

| Project Snapshot | |
|------------------|---|
| Project Domain | Clinical Improvement Projects (Domain 3) |
| Project ID | 3.a.iv |
| Project Title | Development of Withdrawal Management (e.g., ambulatory detoxification, ancillary withdrawal services) capabilities and appropriate enhanced abstinence services within community-based addiction treatment programs |

| Payment Snapshot | |
|---|-----------------|
| Payment Available (DY1) | \$ 2,402,229.73 |
| DY1 Initial Payment | \$ 1,441,337.84 |
| DY1 Q2 Payment Earned | \$ 480,445.95 |
| DY1 Payment Not Earned to Date | \$ - |
| DY1 Funding Remaining | \$ 480,445.95 |
| Funding Available for Distribution DY1Q3 | \$ - |

| 3.a.iv Scoresheet | | | | | | | | | |
|--------------------------|------------------------------------|-----------------|---------------|-----------------|---------------|------------------------|----------------------------|------------------------|-------------------------|
| Domain | Component | Review Status | AVs Available | Net AVs Awarded | Percentage AV | Domain Funding % (DY1) | Domain Funding % (DY1, Q3) | Payment Available (\$) | Net Payment Earned (\$) |
| Domain 1 | Domain 1 Organizational | Complete | 5.00 | 5.00 | 100% | 80% | 0% | - | - |
| | Project Implementation Speed | N/A | 0.00 | 0.00 | 0% | | | | |
| | Patient Engagement Speed | Complete | 0.00 | 0.00 | 0% | | | | |
| Domain 1 Subtotal | | | 5.00 | 5.00 | 100% | 80% | 0% | - | - |
| Domain 3 | Domain 3 Pay for Reporting (P4R) | Complete | 10.00 | 10.00 | 100% | 20% | 0% | - | - |
| | Domain 3 Pay for Performance (P4P) | N/A | N/A | N/A | N/A | 0% | 0% | - | - |
| Domain 2 Subtotal | | | 10.00 | 10.00 | 100% | 20% | 0% | - | - |
| Total | | Complete | 15.00 | 15.00 | 100% | 100% | 0% | - | - |

Total Project 3.a.iv AVs Awarded: 15 out of 15

Hide Reviewer Comments

| Domain 1 Project Milestones - Project 3.a.iv | | | | | | |
|--|--|-------------------|--------------------|------------------|-----------------|-------------|
| AV Driving | Project Requirement and Metric/Deliverable | Required Due Date | Committed Due Date | Milestone Status | Reviewer Status | AVs Awarded |
| | Module 1 - Major risks to implementation and mitigation strategies | Ongoing | N/A | In Process | Pass & Ongoing | N/A |



Save & Return

Print

Achievement Value (AV) Scorecard DY1, Q3 October 1, 2015 - December 31, 2015
Adirondack Health Institute, Inc. - Project 3.a.iv

| | | | | | | |
|--------------|-------------------------------------|---------|-----|-------------|----------------|-------------|
| | | | | | | |
| | | | | | | |
| | Module 3 - Patient Engagement Speed | Ongoing | N/A | Not Started | Pass & Ongoing | N/A |
| Total | | | | | | 0.00 |

| Domain 1 Project Prescribed Milestones - Project 3.a.iv | | | | | | |
|---|--|-------------------|--------------------|------------------|-----------------|-------------|
| AV Driving | Project Requirement and Metric/Deliverable | Required Due Date | Committed Due Date | Milestone Status | Reviewer Status | AVs Awarded |
| | 1. Develop community-based addiction treatment programs that include outpatient SUD sites with PCP integrated teams, and stabilization services including social services. | 3/31/2017 | 3/31/2017 | In Process | Pass & Ongoing | N/A |
| | 2. Establish referral relationships between community treatment programs and inpatient detoxification services with development of referral protocols. | 3/31/2016 | 3/31/2016 | In Process | Pass & Ongoing | N/A |
| | 3. Include a project medical director, board certified in addiction medicine, with training and privileges for use of buprenorphine and buprenorphine/naltrexone as well as familiarity with other withdrawal management agents. | 3/31/2017 | 3/31/2017 | Not Started | Pass & Ongoing | N/A |



Save & Return

Print

Achievement Value (AV) Scorecard DY1, Q3 October 1, 2015 - December 31, 2015
Adirondack Health Institute, Inc. - Project 3.a.iv

| | | | | | | |
|-------------------------------------|--|-----------|-----------|-------------|----------------|-------------|
| <input checked="" type="checkbox"/> | 4. Identify and link to providers approved for outpatient medication management of opioid addiction who agree to provide continued maintenance therapy and collaborate with the treatment program and care manager. These may include practices with collocated behavioral health services, opioid treatment programs or outpatient SUD clinics. | 3/31/2016 | 3/31/2016 | In Process | Pass & Ongoing | N/A |
| <input checked="" type="checkbox"/> | 5. Develop community-based withdrawal management (ambulatory detoxification) protocols based upon evidence based best practices and | 3/31/2017 | 3/31/2017 | Not Started | Pass & Ongoing | N/A |
| <input checked="" type="checkbox"/> | 6. Develop care management services within the SUD treatment program. | 3/31/2017 | 3/31/2017 | In Process | Pass & Ongoing | N/A |
| <input checked="" type="checkbox"/> | 7. Form agreements with the Medicaid Managed Care organizations serving the affected population to provide coverage for the service array under this project. | 3/31/2017 | 3/31/2017 | In Process | Pass & Ongoing | N/A |
| <input checked="" type="checkbox"/> | 8. Use EHRs or other technical platforms to track all patients engaged in this project. | 3/31/2017 | 3/31/2017 | Not Started | Pass & Ongoing | N/A |
| Total | | | | | | 0.00 |

| Domain 3 Pay for Performance and Pay for Reporting - Project 3.a.iv (all Milestones are P4R in DY1) | | | |
|---|--|-----------------|-------------|
| AV Driving | Measure | Reviewer Status | AVs Awarded |
| <input checked="" type="checkbox"/> | Adherence to Antipsychotic Medications for People with Schizophrenia | Pass & Ongoing | 1 |



Save & Return

Print

*Achievement Value (AV) Scorecard DY1, Q3 October 1, 2015 - December 31, 2015
Adirondack Health Institute, Inc. - Project 3.a.iv*

| | | | |
|--|--|----------------|-----|
| | Antidepressant Medication Management - Effective Acute Phase Treatment | Pass & Ongoing | 0.5 |
| | Antidepressant Medication Management - Effective Continuation Phase Treatment | Pass & Ongoing | 0.5 |
| | Cardiovascular Monitoring for People with Cardiovascular Disease and Schizophrenia | Pass & Ongoing | 1 |
| | Diabetes Monitoring for People with Diabetes and Schizophrenia | Pass & Ongoing | 1 |
| | Diabetes Screening for People with Schizophrenia or Bipolar Disease who are Using Antipsychotic Medication | Pass & Ongoing | 1 |
| | Follow-up after hospitalization for Mental Illness - within 30 days | Pass & Ongoing | 0.5 |
| | Follow-up after hospitalization for Mental Illness - within 7 days | Pass & Ongoing | 0.5 |
| | Follow-up care for Children Prescribed ADHD Medications - Continuation Phase | Pass & Ongoing | 0.5 |
| | Follow-up care for Children Prescribed ADHD Medications - Initiation Phase | Pass & Ongoing | 0.5 |



Save & Return

Print

*Achievement Value (AV) Scorecard DY1, Q3 October 1, 2015 - December 31, 2015
Adirondack Health Institute, Inc. - Project 3.a.iv*

| | | | |
|--------------|--|----------------|--------------|
| | | | |
| | Engagement of Alcohol and Other Drug Dependence Treatment (initiation and 2 visits within 44 days) | Pass & Ongoing | 0.5 |
| | Initiation of Alcohol and Other Drug Dependence Treatment (1 visit within 14 days) | Pass & Ongoing | 0.5 |
| | Potentially Preventable Emergency Department Visits (for persons with BH diagnosis) ± | Pass & Ongoing | 1 |
| | Screening for Clinical Depression and follow-up | Pass & Ongoing | 1 |
| Total | | | 10.00 |



Save & Return

Print

Achievement Value (AV) Scorecard DY1, Q3 October 1, 2015 - December 31, 2015
Adirondack Health Institute, Inc. - Project 3.g.i

| Project Snapshot | |
|------------------|--|
| Project Domain | Clinical Improvement Projects (Domain 3) |
| Project ID | 3.g.i |
| Project Title | Integration of palliative care into the PCMH model |

| Payment Snapshot | |
|--|-----------------|
| Payment Available (DY1) | \$ 1,478,855.61 |
| DY1 Initial Payment | \$ 887,313.37 |
| DY1 Q2 Payment Earned | \$ 295,771.12 |
| DY1 Payment Not Earned to Date | \$ (0.00) |
| DY1 Funding Remaining | \$ 295,771.12 |
| Funding Available for Distribution DY1Q3 | \$ - |

| 3.g.i Scoresheet | | | | | | | | | |
|--------------------------|------------------------------------|-----------------|---------------|-----------------|---------------|------------------------|----------------------------|------------------------|-------------------------|
| Domain | Component | Review Status | AVs Available | Net AVs Awarded | Percentage AV | Domain Funding % (DY1) | Domain Funding % (DY1, Q3) | Payment Available (\$) | Net Payment Earned (\$) |
| Domain 1 | Domain 1 Organizational | Complete | 5.00 | 5.00 | 100% | 80% | 0% | - | - |
| | Project Implementation Speed | N/A | 0.00 | 0.00 | 0% | | | | |
| | Patient Engagement Speed | Complete | 0.00 | 0.00 | 0% | | | | |
| Domain 1 Subtotal | | | 5.00 | 5.00 | 100% | 80% | 0% | - | - |
| Domain 3 | Domain 3 Pay for Reporting (P4R) | Complete | 5.00 | 5.00 | 100% | 20% | 0% | - | - |
| | Domain 3 Pay for Performance (P4P) | N/A | N/A | N/A | N/A | 0% | 0% | - | - |
| Domain 2 Subtotal | | | 5.00 | 5.00 | 100% | 20% | 0% | - | - |
| Total | | Complete | 10.00 | 10.00 | 100% | 100% | 0% | - | - |

Total Project 3.g.i AVs Awarded: 10 out of 10

Hide Reviewer Comments

| Domain 1 Project Milestones - Project 3.g.i | | | | | | |
|---|--|-------------------|--------------------|------------------|-----------------|-------------|
| AV Driving | Project Requirement and Metric/Deliverable | Required Due Date | Committed Due Date | Milestone Status | Reviewer Status | AVs Awarded |
| | Module 1 - Major risks to implementation and mitigation strategies | Ongoing | N/A | In Process | Pass & Ongoing | N/A |
| | | | | | | |



Save & Return

Print

Achievement Value (AV) Scorecard DY1, Q3 October 1, 2015 - December 31, 2015
Adirondack Health Institute, Inc. - Project 3.g.i

| | | | | | |
|-------------------------------------|---------|-----|-------------|----------------|-------------|
| Module 3 - Patient Engagement Speed | Ongoing | N/A | Not Started | Pass & Ongoing | N/A |
| Total | | | | | 0.00 |

Domain 1 Project Prescribed Milestones - Project 3.g.i

| AV Driving | Project Requirement and Metric/Deliverable | Required Due Date | Committed Due Date | Milestone Status | Reviewer Status | AVs Awarded |
|--------------|---|-------------------|--------------------|------------------|-----------------|-------------|
| ● | 1. Integrate Palliative Care into appropriate participating PCPs that have, or will have, achieved NCQA PCMH and/or APCM certification. | 3/31/2016 | 3/31/2016 | In Process | Pass & Ongoing | N/A |
| ● | 2. Develop partnerships with community and provider resources including Hospice to bring the palliative care supports and services into | 3/31/2017 | 3/31/2017 | In Process | Pass & Ongoing | N/A |
| ● | 3. Develop and adopt clinical guidelines agreed to by all partners including services and eligibility. | 6/30/2016 | 6/30/2016 | Not Started | Pass & Ongoing | N/A |
| ● | 4. Engage staff in trainings to increase role-appropriate competence in palliative care skills and protocols developed by the PPS. | 3/31/2017 | 3/31/2017 | Not Started | Pass & Ongoing | N/A |
| ● | 5. Engage with Medicaid Managed Care to address coverage of services. | 9/30/2017 | 9/30/2017 | Not Started | Pass & Ongoing | N/A |
| ● | 6. Use EHRs or other IT platforms to track all patients engaged in this project. | 9/30/2016 | 9/30/2016 | Not Started | Pass & Ongoing | N/A |
| Total | | | | | | 0.00 |



Save & Return

Print

Achievement Value (AV) Scorecard DY1, Q3 October 1, 2015 - December 31, 2015
Adirondack Health Institute, Inc. - Project 3.g.i

| Domain 3 Pay for Performance and Pay for Reporting - Project 3.g.i (all Milestones are P4R in DY1) | | | |
|--|---|-----------------|-------------|
| AV Driving | Measure | Reviewer Status | AVs Awarded |
| | Advanced Directives – Talked about Appointing for Health Decisions | Pass & Ongoing | 1 |
| | Depressive feelings - percentage of members who experienced some depression feeling ± | Pass & Ongoing | 1 |
| | Percentage of members who had severe or more intense daily pain ± | Pass & Ongoing | 1 |
| | Percentage of members who remained stable or demonstrated improvement in pain | Pass & Ongoing | 1 |
| | Percentage of members whose pain was not controlled ± | Pass & Ongoing | 1 |
| Total | | | 5.00 |



Save & Return

Print

Achievement Value (AV) Scorecard DY1, Q3 October 1, 2015 - December 31, 2015

Adirondack Health Institute, Inc. - Project 4.a.iii

| Project Snapshot | |
|------------------|--|
| Project Domain | Domain 4: Population-wide Projects: New York's |
| Project ID | 4.a.iii |
| Project Title | Strengthen Mental Health and Substance Abuse Infrastructure Across Systems |

| Payment Snapshot | |
|--|-----------------|
| Payment Available (DY1) | \$ 1,460,625.74 |
| DY1 Initial Payment | \$ 876,375.44 |
| DY1 Q2 Payment Earned | \$ 292,125.15 |
| DY1 Payment Not Earned to Date | \$ (0.00) |
| DY1 Funding Remaining | \$ 292,125.15 |
| Funding Available for Distribution DY1Q3 | \$ - |

| 4.a.iii Scoresheet | | | | | | | | | |
|--------------------------|------------------------------------|-----------------|---------------|-----------------|---------------|------------------------|----------------------------|------------------------|-------------------------|
| Domain | Component | Review Status | AVs Available | Net AVs Awarded | Percentage AV | Domain Funding % (DY1) | Domain Funding % (DY1, Q3) | Payment Available (\$) | Net Payment Earned (\$) |
| Domain 1 | Domain 1 Organizational | Complete | 5.00 | 5.00 | 100% | 80% | 0% | - | - |
| | Project Implementation Speed | N/A | 0.00 | 0.00 | 0% | | | | |
| | Patient Engagement Speed | N/A | 0.00 | 0.00 | 0% | | | | |
| Domain 1 Subtotal | | | 5.00 | 5.00 | 100% | 80% | 0% | - | - |
| Domain 4 | Domain 4 Pay for Reporting (P4R) | Complete | 11.00 | 11.00 | 100% | 20% | 0% | - | - |
| | Domain 4 Pay for Performance (P4P) | N/A | N/A | N/A | N/A | 0% | 0% | - | - |
| Domain 4 Subtotal | | | 11.00 | 11.00 | 100% | 20% | 0% | - | - |
| Total | | Complete | 16.00 | 16.00 | 100% | 100% | 0% | - | - |

Total Project 4.a.iii AVs Awarded: 16 out of 16

Hide Reviewer Comments

| Domain 4 Pay for Performance and Pay for Reporting - Project 4.a.iii (all Milestones are P4R in DY1) | | | |
|--|--|-----------------|-------------|
| AV Driving | Measure | Reviewer Status | AVs Awarded |
| <input checked="" type="checkbox"/> | Age-adjusted preventable hospitalizations rate per 10,000 - Aged 18+ years – Ratio of Hispanics to White non-Hispanics | Pass & Ongoing | 1 |



Save & Return

Print

*Achievement Value (AV) Scorecard DY1, Q3 October 1, 2015 - December 31, 2015
Adirondack Health Institute, Inc. - Project 4.a.iii*

| | | | |
|--|---|----------------|---|
| | Age-adjusted suicide death rate per 100,000 | Pass & Ongoing | 1 |
| | Percentage of adults with health insurance - Aged 18- 64 years | Pass & Ongoing | 1 |
| | Percentage of premature death (before age 65 years) | Pass & Ongoing | 1 |
| | Percentage of premature death (before age 65 years) – Ratio of Black non-Hispanics to White non-Hispanics | Pass & Ongoing | 1 |
| | Percentage of premature death (before age 65 years) – Ratio of Hispanics to White non-Hispanics | Pass & Ongoing | 1 |
| | Age-adjusted percentage of adult binge drinking during the past month | Pass & Ongoing | 1 |
| | Age-adjusted percentage of adults who have a regular health care provider - Aged 18+ years | Pass & Ongoing | 1 |
| | Age-adjusted percentage of adults with poor mental health for 14 or more days in the last month | Pass & Ongoing | 1 |
| | Age-adjusted preventable hospitalizations rate per 10,000 - Aged 18+ years | Pass & Ongoing | 1 |



Save & Return

Print

Achievement Value (AV) Scorecard DY1, Q3 October 1, 2015 - December 31, 2015
Adirondack Health Institute, Inc. - Project 4.b.ii

| Project Snapshot | |
|-----------------------|--|
| Project Domain | Domain 4: Population-wide Projects: New York's |
| Project ID | 4.b.ii |
| Project Title | Increase Access to High Quality Chronic Disease Preventive Care and Management in Both Clinical and Community Settings |

| Payment Snapshot | |
|---|-----------------|
| Payment Available (DY1) | \$ 1,256,545.56 |
| DY1 Initial Payment | \$ 753,927.34 |
| DY1 Q2 Payment Earned | \$ 251,309.11 |
| DY1 Payment Not Earned to Date | \$ 0.00 |
| DY1 Funding Remaining | \$ 251,309.11 |
| Funding Available for Distribution DY1Q3 | \$ - |

| 4.b.ii Scoresheet | | | | | | | | | |
|--------------------------|------------------------------------|-----------------|---------------|-----------------|---------------|------------------------|----------------------------|------------------------|-------------------------|
| Domain | Component | Review Status | AVs Available | Net AVs Awarded | Percentage AV | Domain Funding % (DY1) | Domain Funding % (DY1, Q3) | Payment Available (\$) | Net Payment Earned (\$) |
| Domain 1 | Domain 1 Organizational | Complete | 5.00 | 5.00 | 100% | 80% | 0% | - | - |
| | Project Implementation Speed | N/A | 0.00 | 0.00 | 0% | | | | |
| | Patient Engagement Speed | N/A | 0.00 | 0.00 | 0% | | | | |
| Domain 1 Subtotal | | | 5.00 | 5.00 | 100% | 80% | 0% | - | - |
| Domain 4 | Domain 4 Pay for Reporting (P4R) | Complete | 16.00 | 16.00 | 100% | 20% | 0% | - | - |
| | Domain 4 Pay for Performance (P4P) | N/A | N/A | N/A | N/A | | | | |
| Domain 4 Subtotal | | | 16.00 | 16.00 | 100% | 20% | 0% | - | - |
| Total | | Complete | 21.00 | 21.00 | 100% | 100% | 0% | - | - |

Total Project 4.b.ii AVs Awarded: 21 out of 21

Hide Reviewer Comments

| Domain 4 Pay for Performance and Pay for Reporting - Project 4.b.ii (all Milestones are P4R in DY1) | | | |
|---|--|-----------------|-------------|
| AV Driving | Measure | Reviewer Status | AVs Awarded |
| | Age-adjusted preventable hospitalizations rate per 10,000 - Aged 18+ years – Ratio of Hispanics to White non-Hispanics | Pass & Ongoing | 1 |



Save & Return

Print

Achievement Value (AV) Scorecard DY1, Q3 October 1, 2015 - December 31, 2015
Adirondack Health Institute, Inc. - Project 4.b.ii

| | | | |
|--|---|----------------|---|
| | Asthma emergency department visit rate per 10,000 | Pass & Ongoing | 1 |
| | Asthma emergency department visit rate per 10,000 - Aged 0-4 years | Pass & Ongoing | 1 |
| | Percentage of adults who are obese | Pass & Ongoing | 1 |
| | Percentage of adults who receive a colorectal cancer screening based on the most recent guidelines - Aged 50-75 years | Pass & Ongoing | 1 |
| | Percentage of adults with health insurance - Aged 18- 64 years | Pass & Ongoing | 1 |
| | Percentage of children and adolescents who are obese | Pass & Ongoing | 1 |
| | Percentage of premature death (before age 65 years) | Pass & Ongoing | 1 |
| | Percentage of premature death (before age 65 years) – Ratio of Black non-Hispanics to White non-Hispanics | Pass & Ongoing | 1 |



Save & Return

Print

Achievement Value (AV) Scorecard DY1, Q3 October 1, 2015 - December 31, 2015
Adirondack Health Institute, Inc. - Project 4.b.ii

| | | | |
|--------------|--|----------------|--------------|
| | Percentage of premature death (before age 65 years) – Ratio of Hispanics to White non-Hispanics | Pass & Ongoing | 1 |
| | Age-adjusted heart attack hospitalization rate per 10,000 | Pass & Ongoing | 1 |
| | Rate of hospitalizations for short-term complications of diabetes per 10,000 – Aged 18+ years | Pass & Ongoing | 1 |
| | Rate of hospitalizations for short-term complications of diabetes per 10,000 - Aged 6- 17 years | Pass & Ongoing | 1 |
| | Age-adjusted percentage of adults who have a regular health care provider - Aged 18+ years | Pass & Ongoing | 1 |
| | Age-adjusted preventable hospitalizations rate per 10,000 - Aged 18+ years | Pass & Ongoing | 1 |
| | Age-adjusted preventable hospitalizations rate per 10,000 - Aged 18+ years – Ratio of Black non-Hispanics to White non-Hispanics | Pass & Ongoing | 1 |
| Total | | | 16.00 |



Save & Return

Print

Achievement Value (AV) Scorecard DY1, Q3 October 1, 2015 - December 31, 2015
Adirondack Health Institute, Inc. AV Adjustments


| AV Adjustment Scoresheet | | | | | | | | |
|--|-----------------|-------------------------|---------------------|-------------------|---------------|--------------|-----------------|---------------|
| Adjustment | AVs Per Project | Total Projects Selected | Total AVs Available | Total AVs Awarded | | Adjusted AVs | Net AVs Awarded | |
| | | | | Net Awarded | Percentage AV | | Net Awarded | Percentage AV |
| Organizational Adjustments (applied to all projects) | 5.00 | 11.00 | 55.00 | 55.00 | 100% | 0.00 | 55.00 | 100% |
| Project Adjustments (applied to one project only) | Various | 11.00 | 126.00 | 126.00 | 100% | 0.00 | 126.00 | 100% |
| Total | | | 181.00 | 181.00 | 100% | 0.00 | 181.00 | 100% |

Hide Reviewer Comments

Organizational

Project Adjustments

No AV Adjustments

 Please note that there are no AV adjustments for Adirondack Health Institute, Inc. in DY1, Q1

